


JANUARY 12, 2024

 BA Hons FdSc Arboriculture MArborA. The Old Chapel Orchard Lane Puddington CH64 5SG

WISTERIA COTTAGE, DUNSTAN LANE, BURTON,  
WIRRAL. CH64 8TL (2024)  
TREE SURVEY UPDATE AND RECOMMENDED WORKS

## Table of Contents

Introduction .....	2
Scope and Limitations .....	2
Methodology.....	3
Headings and Abbreviations.....	4
Summary .....	4
Works in Order of Priority .....	6
Map of Location of Trees .....	7
Tree Survey.....	9

## 1: Introduction

- 1.1 Guy Smallthwaite is an Arboricultural consultant with Treesure. He has been awarded a foundation degree in Arboriculture with the University of Central Lancashire in conjunction with Myerscough College and is a Professional Member of the Arboricultural Association.
- 1.2 Treesure have been instructed to undertake a tree survey on the land at Wisteria Cottage, Dunstan Lane, Burton CH64 8TL. The survey update was carried out on the 11th January 2024.
- 1.3 This document has been prepared by Treesure on behalf of Mr Fraser Rawson. This report should be read in conjunction with the plans for Wisteria Cottage Dunstan Lane, detailing the exact location of the groups of trees with a 'priority of works' recommendation.

## 2: Scope and limitations of the Survey

- 2.1 The scope of the survey includes a visual inspection of trees within the grounds of Wisteria Cottage.
- 2.2 The brief was to appraise the trees in relation to their health and condition and overall safety.
- 2.3 The survey refers to the condition of the trees through visual assessment noting all external signs of decay and of growth – related defects.
- 2.4 No analysis of soil samples were undertaken.
- 2.5 Any legal descriptions or information given by the consultant are understood to be accurate.
- 2.6 No responsibility is assumed by Treesure for legal matters that may arise from this report, and the consultant shall not be required to give testimony or to attend court unless subsequent contractual arrangements are made.

- 2.7 Any alteration or deletion from this report will invalidate it as a whole and the conclusions of this report will remain valid for one year from the date of inspection
- 2.8 The report is only valid for typical weather conditions. Exceptional severe weather conditions can result in the snapping or uprooting of any tree even if it is free from recognisable defects. Treesure cannot be held liable for any such failures.
- 2.9 The responsibility for any work undertaken on the surveyed trees rests with the nominated persons in charge of the trees within this community.
- 2.91 Wildlife and Countryside Act -1981. Timing of tree work operations must be considered to avoid causing disturbance to any nesting or breeding birds that may be present within trees or hedgerows (March- August).

### 3.0 Methodology

- 3.1 The inspection took place from ground level aided by the Visual Tree Assessment Method (Mattheck and Breloer 1994) which is a widely accepted method which takes into account structure and physiological symptoms
- 3.2 For ease of identification, the majority of the trees have been recorded individually. Every tree was assessed for potential hazards. Any tree that required removal/monitoring or moderate work was further assessed.
- 3.2 The survey was carried out without the use of a topographical survey. An OS map was purchased separately and individual trees and groups of trees were plotted on a visual basis.
- 3.3 Photographs have been included within the survey. Photographs are used as a comparative record for subsequent tree surveys and also assist contractors with identification.

## 4.0 HEADINGS AND ABBREVIATIONS

SPECIES	COMMON AND SCIENTIFIC NAME
TREE NO	LOCATION OF TREE ON MAP
AGE RANGE	Y=YOUNG SM = SEMI MATURE, EM = EARLY MATURE, M = MATURE, PM = POST MATURE
HEIGHT	OTHER THAN WHEN THE HEIGHT OF THE TREE IS CRITICAL TO THE RISK ASSESSMENT, APPROXIMATELY 1 IN 10 TREES ARE MEASURED AND THE REMAINDER MEASURED AGAINST THE MEASURED TREES
DIAMETER	STEM DIAMETER – MEASURED AT APPROXIMATELY 1.3 METRES
VITALITY	A MEASURE OF PHYSIOLOGICAL CONDITION D=DEAD, MD = MORIBUND, P=POOR, M=MODERATE, G=GOOD

## 5.0 Summary

5.1 Wisteria Cottage hosts trees of diverse species and community types ranging from amenity trees to woodland species. Individual trees include oak, pine, sycamore, goat willow, poplar, cypress, holly, laurel and prunus. The trees are generally in good condition with only one tree requiring removal.

The woodland at Wisteria Cottage is covered by a blanket tree preservation order (see Fig.1).

5.2 The oak tree (T7) has an imbalanced crown with limbs extending east, which are also above an electricity cable. The tree is in target range of the neighbouring property. It is recommended that a crown reduction of at least 25% should be carried out. There are recommendations for remedial pruning work to be carried out on various trees and for dead branches to be removed from some trees. It has also been advised that one large poplar tree within G3 located on third party land which is in serious decline with advanced decay evident, requires felling. While assessing its condition squirrels emerged from the hollow.

## 6.0 Statutory Protection

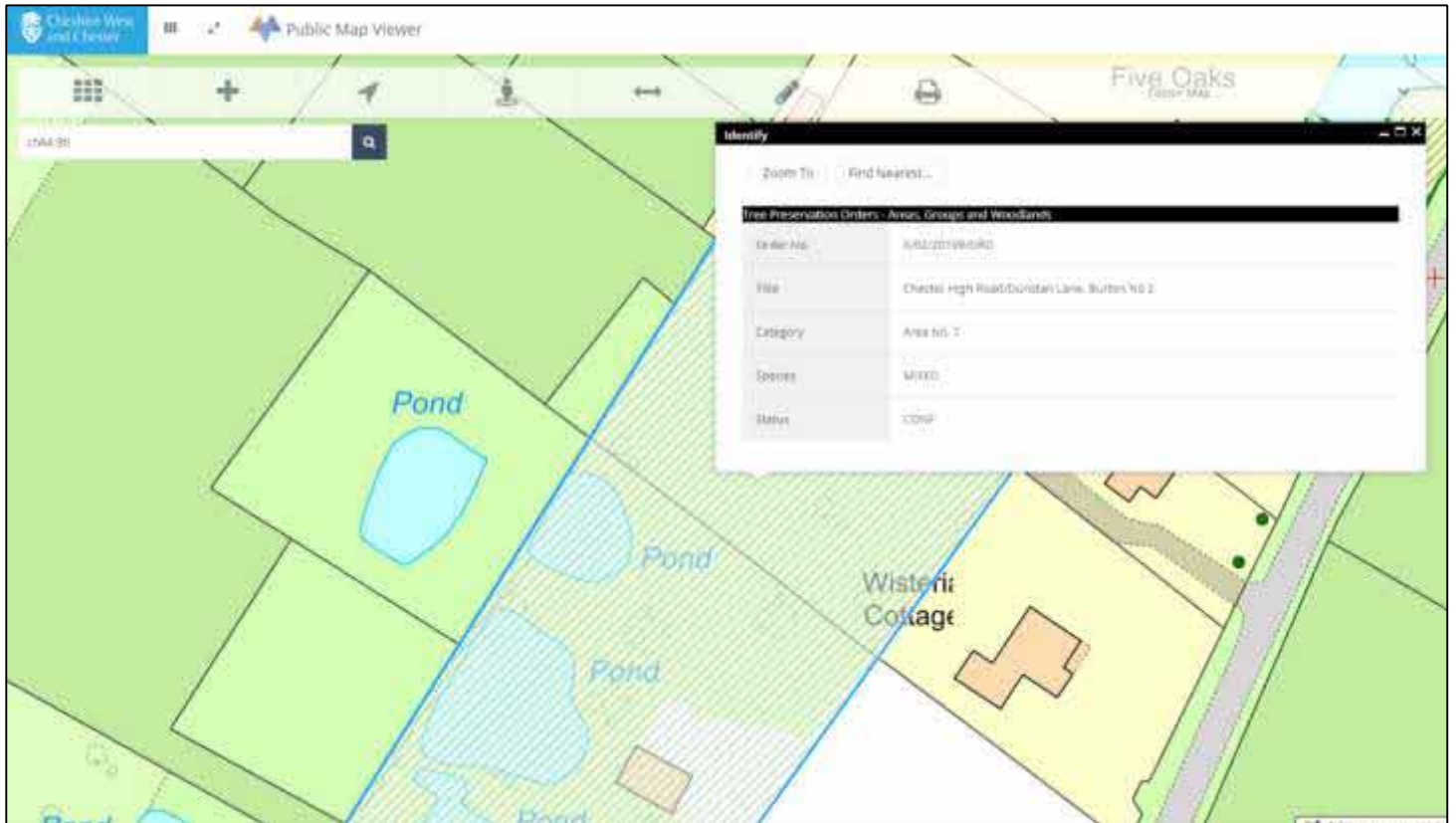


Fig 1. Cheshire West and Chester Council Interactive Map. There is a Tree Preservation Order area on the site. TPO number X/02/20199/ORD.

Table 1. Recommended works in order of priority – see Tree Survey Schedule for details of recommendations (Page 9).	
Individual Trees	Recommendations
T2 Oak	Crown thin on east side by 20% by removing selected branches to improve balance.
T7 Oak	A crown reduction by 25% (pruning branches by 3 metres to appropriate pruning points) concentrating on the lower lateral branches on the east side to lessen the weight bias to the east (neighbouring property) The stability of the tree should be monitored annually.
T8 Oak	Remove ivy from base to 2 metres.
T10 Oak	Remove dead branch at 9 metres.
T11 Oak	Remove dead limb at 13 metres.
T12 Oak	Remove dead branches at 4, 7 and 12 metres.
T15 Scots Pine	Remove dead limb at 14 metres.
T18 and T19 Oak	Monitor health annually
T20 Oak	Crown reduction by pruning 2 upper limbs by approx. 3m to appropriate pruning points to lessen risk of failure.
T21 Oak	Crown reduction by 25% (pruning branches by approx. 3 metres to encourage regeneration.
T23 Oak	Consider removal on the grounds of health and safety.
T25 Oak	Reduce height to 2 metres.
G2 Oak	Remove lower branches which are now in contact with the ground.
G3 Poplar, Sycamore, Cherry	Tree located on neighbouring property. Remove the poplar indicated by the red arrow, located closest to the building. Advanced decay at base.

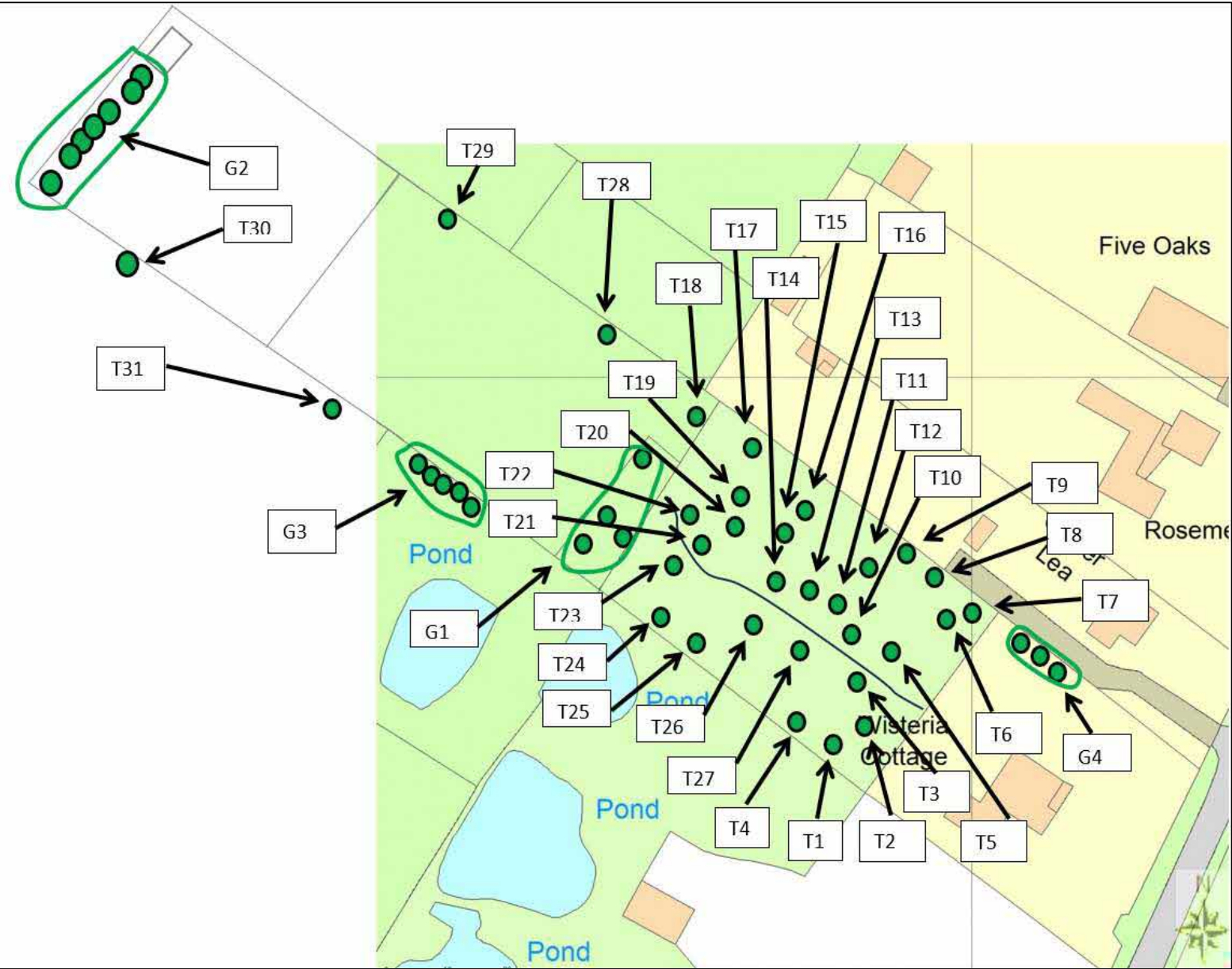





Fig 3. Locations of trees on site.










Fig 4. Aerial view of Wisteria Cottage, Dunstan Lane.



Surveyor: Guy Smallthwaite Wisteria Cottage 11/01/2024 Tree Survey									
Ref	Species	Height	Approx Stem Diameter	Cardinal Points		Vitality	Age	Comments.	Management
T1	Oak <i>Quercus robur</i>	20m	732mm	N	2	G	M	The tree is in good condition. There are two woodpecker holes, one at two metres and another at ten. There is evidence of limb failures and an asymmetric crown.	No work required at present.
									



Ref	Species	Height	Approx Stem Diameter	Cardinal Points		Vitality	Age	Comments	Management
T2	Oak Quercus robur 	20m	955mm	N	7	G	M	Tree in good condition with a healthy crown. Epicormic growth on first 4 metres. Foliage bias to south east.	Crown thin on east side by 20% by removing selected branches to improve balance.
T3	Oak Quercus robur 	20m	796mm	N	7	G	M	Tree is healthy with no apparent defects. Epicormic growth on first 4 metres and well balanced, high canopy.	No work required at present.

Ref	Species	Height	Approx stem Diameter	Cardinal Points		Vitality	Age	Comments	Management
T4	Oak <i>Quercus robur</i> 	20m	764mm	N	7	G	M	The tree is in good condition and well balanced. There is evidence of limb failures and foliage is biased south east.	No work required at present.
T5	Scots Pine <i>Pinus sylvestris</i>	12m	414mm	N	2	D	M	A 3 metre high dead trunk.	No work required



Ref	Species	Height	Approx Stem Diameter	Cardinal5 Points5		Vitality	Age	Comments	Management
T6	Oak Quercus robur 	18m	820mm	N	7	G	M	1. Tree in good condition with no apparent defects. 2. A high canopy on north west side.	No work required at present.
T7	Oak Quercus robur 	18m	812mm	N	7	G	M	1. Tree leaning east with crown extending towards neighbouring property, over a power line. 2. A high canopy on north west side.	A crown reduction by 25% concentrating on the east side. Prune back lower lateral limbs to lessen the weight bias to the east and reduce the risk of failure. The stability of the tree should be monitored annually.



Ref	Species	Height	Approx Stem Diameter	Cardinal Points		Vitality	Age	Comments	Management
T8	Oak Quercus robur 	17m	722m	N	8	G	M	1. Tree is located adjacent to boundary fence and is in good condition with no apparent defects. 2. Crown weight is biased north and the canopy is high on the south side. There is also a cavity in the crown union.	Remove ivy from base to 2 metres.
T9	Oak Quercus robur 	17m	509mm	N	3	G	M	1. Tree in good health with no apparent defects. It is located adjacent to boundary and bifurcates at 6 metres. Crown weight is biased north east.	No work required at present.


Ref	Species	Height	Approx Stem Diameter	Cardinal Points		Vitality	Age	Comments	Management
T10	Oak <i>Quercus robur</i> 	19m	764mm	N	5	G	M	<ol style="list-style-type: none"> <li>1. Tree in good health with no apparent defects.</li> <li>2. It trifurcates at 9 metres.</li> </ol>	Remove dead branch at 9 metres.
T11	Oak <i>Quercus robur</i> 	19m	605mm	N	5	G	Y	<ol style="list-style-type: none"> <li>1. Tree in good health, trifurcating at 10 metres. There are dead limbs on west side. There is a woodpecker hole at 8 metres.</li> </ol>	Remove dead limb at 13 metres.



Ref	Species	Height	Approx Stem Diameter	Cardinal Points		Vitality	Age	Comments	Management
T12	Oak Quercus robur 	19m	600mm	N	4	M	M	1. In good condition with no apparent defects. 2. It is multi-stemmed at 10 metres and there are dead branches evident at 4, 7 and 12 metres.	Remove dead branches at 4, 7 and 12 metres.
T13	Oak Quercus robur 	19m	600mm	N	6	G	M	1. Tree appears health with no apparent defects.	No work required at present.







Ref	Species	Height	Approx Stem Diameter	Cardinal Points		Vitality	Age	Comments	Management
T14	Sycamore <i>Acer pseudoplatanus</i>	18m	500mm	N	3	G	M	1. Tree is in good health with no apparent defects. Epicormic growth has been removed.	No work required at present.
				S	4				
				E	3				
				W	3				
T15	Scots Pine <i>Pinus sylvestris</i>	18m	540mm	N	3	G	M	1. Tree in good health with lower branches removed and evidence of storm damage. There is a dead limb evident extending north at 14 metres.	Remove dead limb at 14 metres.
				S	3				
				E	5				
				W	4				



Ref	Species	Height	Approx Stem Diameter	Cardinal Points		Vitality	Age	Comments	Management
T16	Scots Pine <i>Pinus sylvestris</i> 	16.5m	400mm	N	4	G	M	1. Tree in good health with lower branch removed and evidence of storm damage. Contorted with some dead branches asymmetric crown.	No work required at present.
T17	Sycamore <i>Acer pseudoplatanus</i> 	13m	1.60mm	N	4	G	M	1. Tree in good health with no apparent defects. There are two large stems growing from the base.	No work required at present.



Ref	Species	Height	Approx Stem Diameter	Cardinal Points		Vitality	Age	Comments	Management
T18	Oak <i>Quercus robur</i> 	12m	500mm	N	4	G	M	1. in good health with some dead wood in crown and a large cavity at 3 metres on the west side.	No work required at present. Monitor health annually.
				S	2				
				E	2				
				W	6				

Ref	Species	Height	Approx stem diameter	Cardianl Points	Validity	Age	Comments	Management
T19	Oak Quercus robur 	14m	716mm	N 5 S 4 E 4 W 5	M	M	1. There has been a reduction of the crown since the previous survey due to fairly recent limb tear outs.	No work required at present. Monitor health annually.
T20	Oak Quercus robur 	16m	496mm	N 4 S 3 E 3 W 3	G	M	1. Tree in good condition with no apparent defects bifurcates at 8 metres. The crown reduction will lessen the risk future limb failures.	Crown reduction by pruning 2 upper limbs by approx. 3m to appropriate pruning points to lessen risk of failure.



Ref	Species	Height	Approx Stem Diameter	Cardinal Points		Vitality	Age	Comments	Management
T21	Oak <i>Quercus robur</i> 	16m	636mm	N	4	M	M	1. Tree in moderate health with no apparent defects. It bifurcates at 6 metres and evidence of pruning cuts and storm damage.	Crown reduction by 25% to encourage regeneration.
T22	Oak <i>Quercus robur</i> 	15m	541mm	N	6	G	M	1. Tree in good condition with no apparent defects. It bifurcates at 5 metres with the majority of the foliage on the northwest side.	No work required at present.


Ref	Species	Height	Approx Stem Diameter	Cardinal Points		Vitality	Age	Comments	Management
T23	Oak <i>Quercus robur</i> 	8m	509mm	N	3	P	M	1. Tree in decline and hollow with various holes. It is good for wild life habitat, but could become unstable in the future.	No work required at present.  Consider removal on the grounds of health and safety.
T24	Oak <i>Quercus robur</i> 	16m	675mm	N	6	M	E/M	Tree in good health with no apparent defects, located by fence and spreading in to three main stems at 9.5 metres.	No work required at present.

Ref	Species	Height	Approx Stem Diameter	Cardinal Points		Vitality	Age	Comments	Management
				N	W				
T25	Oak <i>Quercus robur</i> 	9m	493mm	N	0	P	M	Tree in decline and hollow with various holes. It is good for wild life habitat. The tree has no structural integrity.	Reduce to 2 metres.
T26	Oak <i>Quercus robur</i> 	18m	572mm	N	4	G	M	Tree in good condition with no apparent defects and bifurcates at 4 metres	No work required at present.

Ref	Species	Height	Approx Stem Diameter	Cardinal Points		Vitality	Age	Comments	Management
T27	Oak <i>Quercus robur</i> 	18m	700mm	N	6	G	M	1. Tree in good condition with no apparent defects. A high crown with some dead branches. There is a tear out evident in the upper crown.	No work required at present.
T28 and T29	Oak <i>Quercus robur</i> 	5m	150mm	N	0	G	Y	Both trees are located within a boundary hedgerow. T29 has a tear out at 2 metres and T30 leans acutely over the field.	No work required at present.




Ref	Species	Height	Approx Stem Diameter	Cardinal Points		Vitality	Age	Comments	Management
T30 and T31	Oak <i>Quercus robur</i>	14m	Approx 400mm	N	5	G	E/M	1. Multi-limbed trees on neighbouring land, in good condition with no apparent defects, overhanging field.	No tree work required at present.
									

Ref	Species	Height	Approx Stem Diameter	Cardinal Points		Vitality	Age	Comments	Management
G1	Goat Willow <i>Salix caprea</i> (2) Prunus Sp. (1) Silver Birch <i>Betula pendula</i> (1)	Av 9m	Av 200mm	N	3	G	S/M	1.All in good condition. The willows have been reduced to hedge height.	No work required at present.
									

Ref	Species	Height	Approx Stem Diameter	Cardinal Points		Vitality	Age	Comments	Management
G2	Oak <i>Quercus robur</i> (7)	Av 11m	330mm	N S E W	3 3 3 3	G	S/M	1.All in good condition with no apparent defects.	Remove lower branches which are now in contact with the ground.
G3	Poplar <i>Poplar Lombardi</i> (6) Cherry <i>Prunus avium</i> (2) Sycamore <i>Acer pseudoplatanus</i> (1)	24m	450mm	N S E W	3 3 3 3	G	M	1.In good condition with no apparent defects at present except for one poplar. The poplars are fragile by nature. 2.The large poplar located closest to the shed and also leaning towards it has advanced decay in the lower trunk and is now hollow.	Remove the poplar indicated by the red arrow.



Ref	Species	Height	Approx Stem Diameter	Cardinal Points		Vitality	Age	Comments	Management	
G4	Japanes Maple <i>Acer palmatum</i> Plum/ Cherry <i>Prunus nigra</i> Portugal Laurel <i>Prunus lusitanica</i>	Av 6m	Av 180mm	N S E W	2 2 3 3	G	S/M	1.All appear healthy with no apparent defects.	No work requires at present.	
										

## 8. References

Lonsdale, D. (1999) Principles of Tree Hazard Assessment and Management, TSO, London, UK.

Mattheck, C and Broeler, H. (1994) The Body Language of Trees, TSO, London.

Slater, D. (2016). Assessment of Tree Forks. Arboricultural Association.