

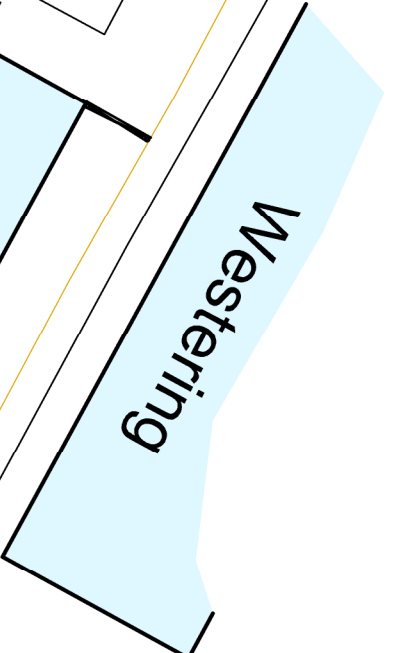
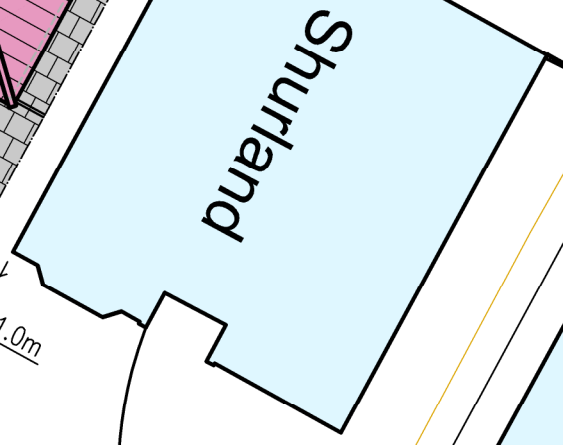
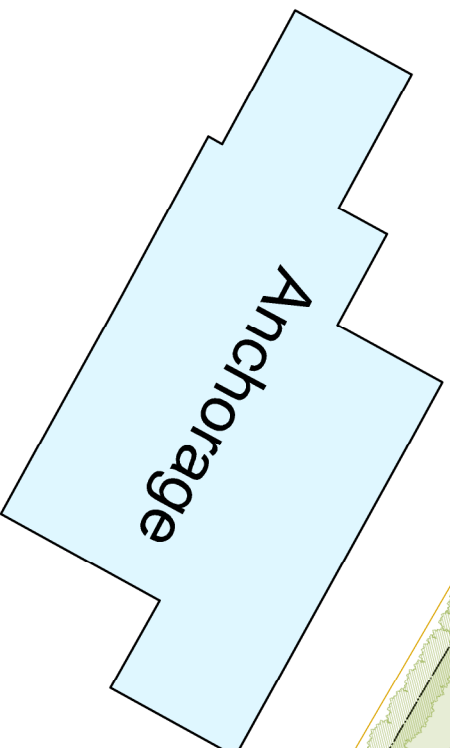
▲ = Bird box location,  
East facing under eaves.

Min 1.89 x 1.2 secure  
clad timber cycle  
storage shed.

New mixed native  
hedgerow boundary.

Mixed Native Hedgerow.

50% Hawthorn or Blackthorn  
(choose Blackthorn for heavy soils  
or coastal/windy positions and  
Hawthorn for all others) with 10%  
each of Wild Cherry, Field Maple,  
Dog Rose, Hazel and either  
Hawthorn or Blackthorn (the  
opposite to the main component).



- 1.8m close boarded boundary fence.
- Bin presentation area.
- Piped ditch.
- Block paved driveway. Provide drainage channel to prevent surface water entering the highway.
- Form new vehicular access in accordance with SCC Highways DM02.
- Min 5.0m full height kerbs between existing and new access to SCC Highways approval.

Project Address  
Shurland,  
London Road,  
Capel St Mary,  
IP9 2JJ.

Drawing Title  
Proposed Block Plan.

Client

Drawing No.  
93623 — PL03

Revision

Date  
23/01/24

Scale  
1:200 A3

Drawn  
ANR

Tel: 07726 775853  
Web Site: www.rgp-de.co.uk  
Email: admin@rdh@rgp-de.co.uk

