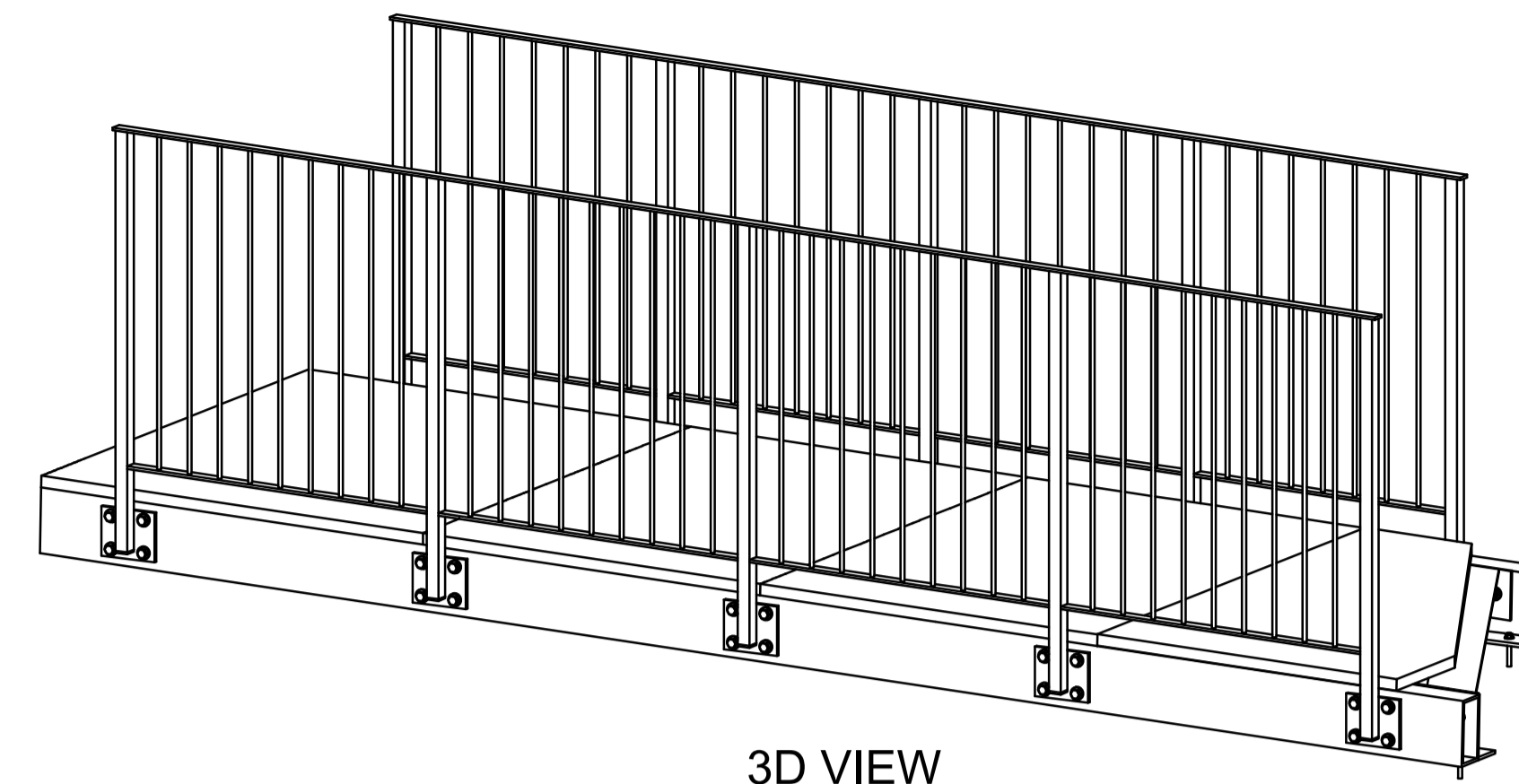
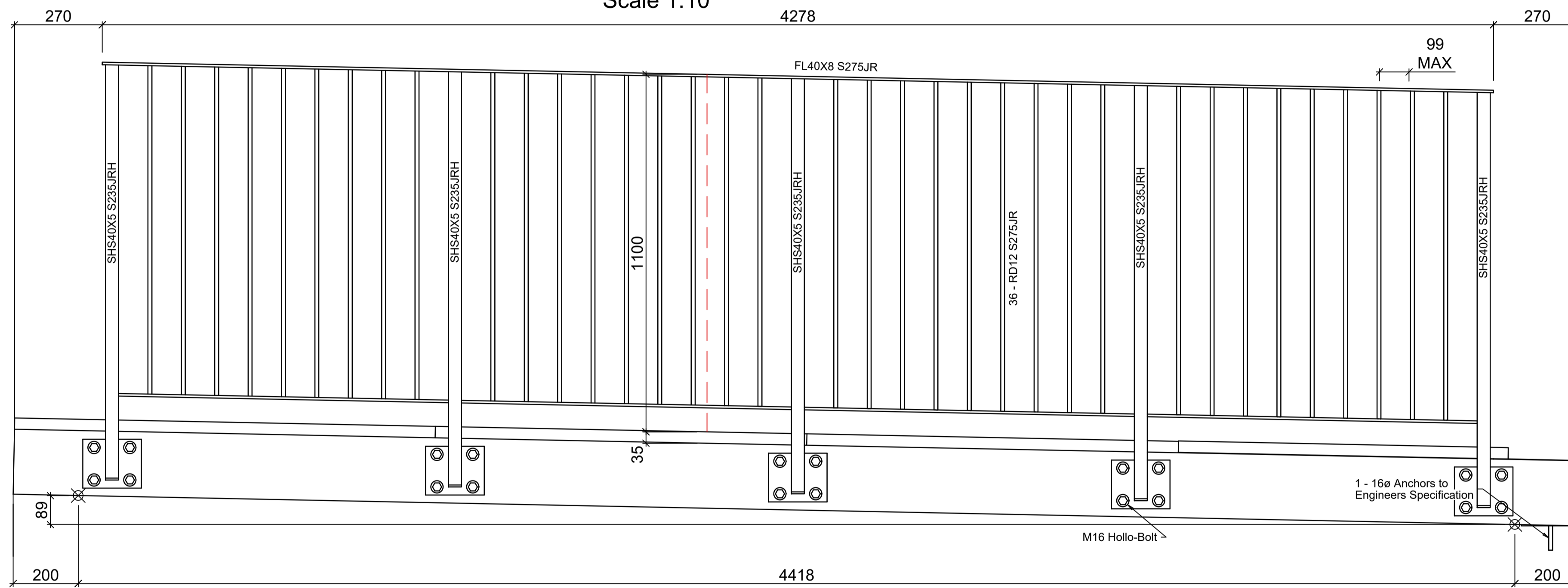


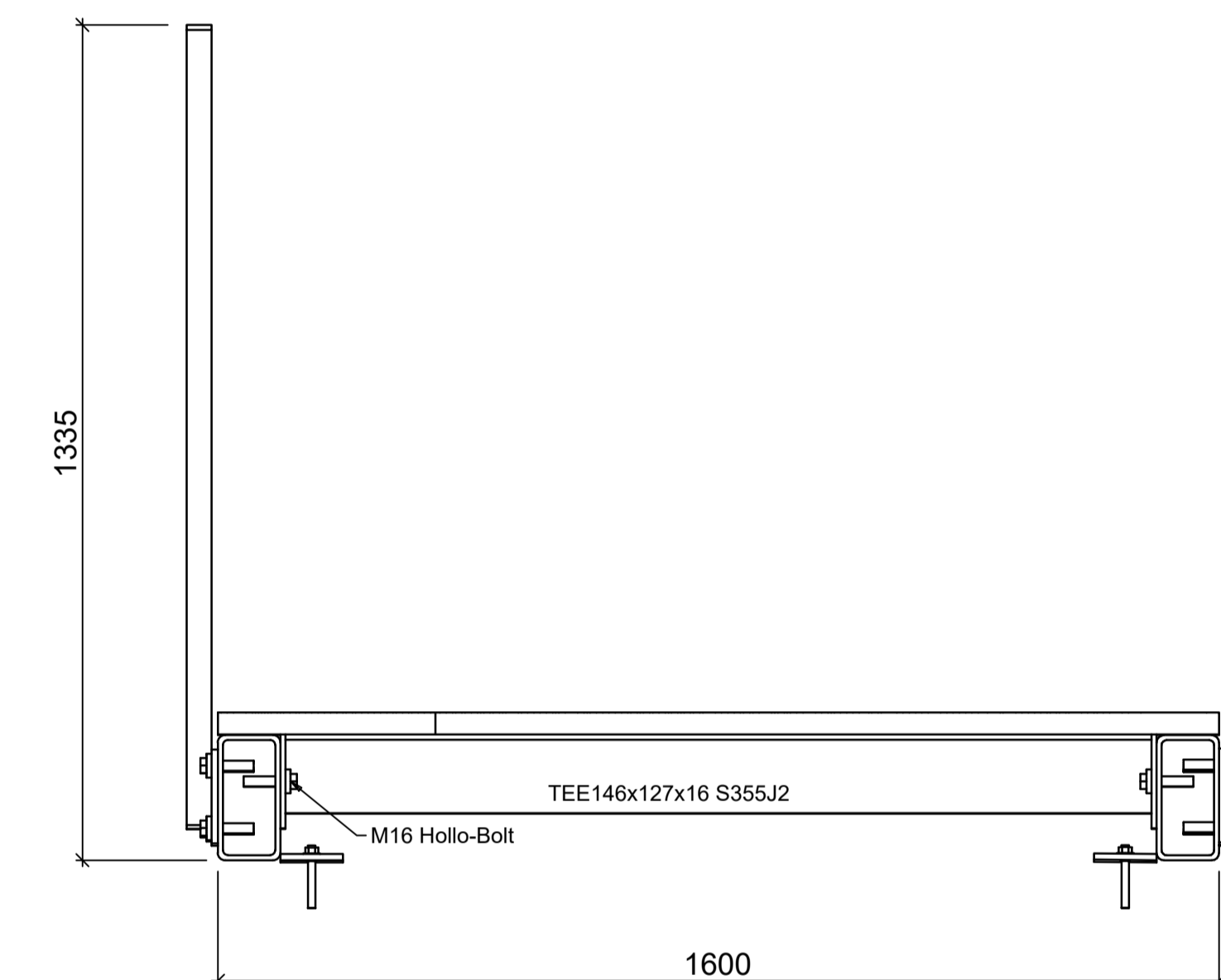
SECTION B
Scale 1:10



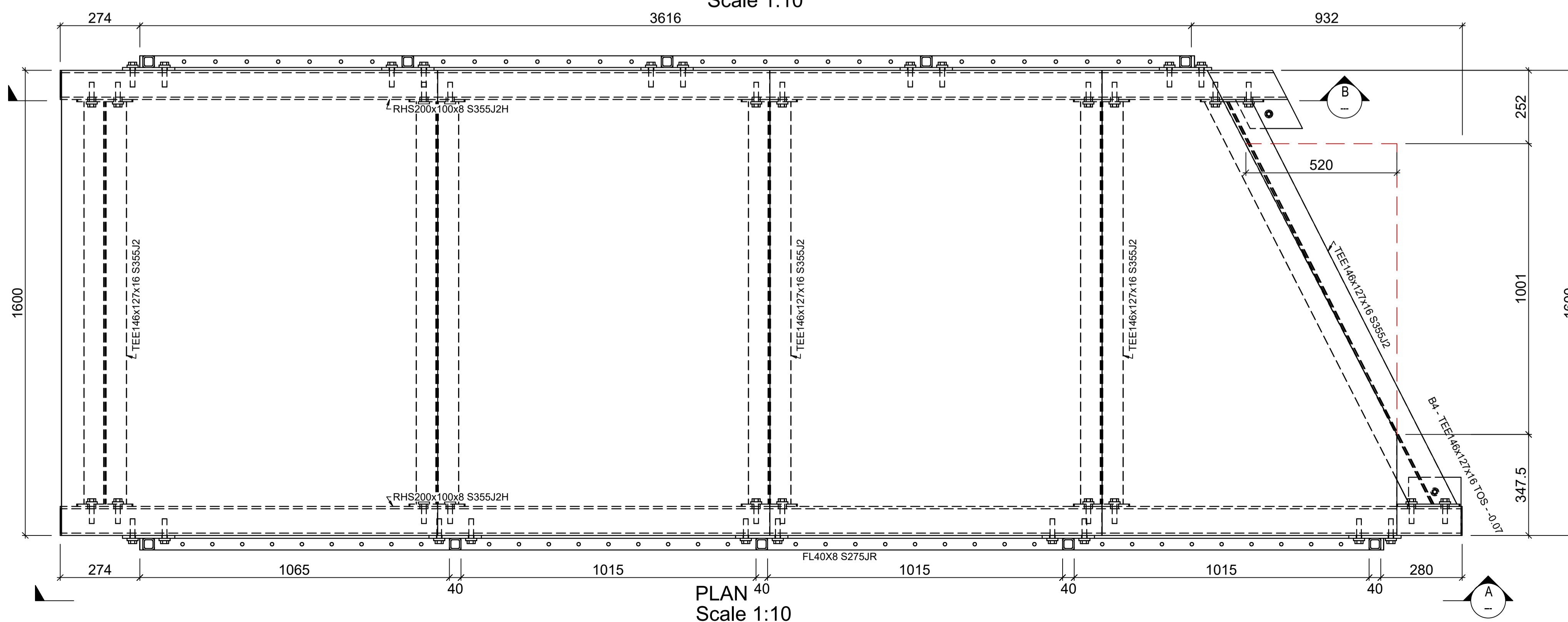
3D VIEW
Scale 1:20



VIEW ON A
Scale 1:10



END ELEVATION
Scale 1:10



PLAN
Scale 1:10

DRAWING HAS BEEN CHECKED
AND FABRICATION DRAWING CAN
PROCEED

BY _____
DATE _____

DJL
FABRICATION LTD

General Notes

© ATD Designs Ltd

This drawing and any associated information appearing on it is the property of ATD Designs Ltd and any reproduction, use or disclosure to any third party is prohibited unless expressly authorised by ATD Designs Ltd.

Do not scale drawings.

Steel Grades

All UC / UB / PFC / RSA - S355 - UNO
All SHS / RHS / CHS - S355 - UNO
All Plates - S275 - UNO

General Notes

1. This drawing to be read in conjunction with all the relevant architects & engineers drawings and spec.
2. Before manufacture, setting out and levels should be checked as per site survey and approved by client, architect, engineer and main contractor.
3. All steelwork to be ID marked during fabrication process.
4. Material dimensions & tolerances shall comply with the appropriate standard shown in the NSSL 5th/edition.

5. Legend / abbreviations:
- | | |
|------------------------------|----------------------------|
| FFL: Finish Floor Level | SSL: Structural Slab Level |
| TOS: Top of Steel | UC: Universal Column |
| UB: Universal Beam | RHS: Rect. Hollow Section |
| SHS: Square Hollow Section | FL: Flat |
| CHS: Circular Hollow Section | RSA: Rolled Steel Angle |
| PFC: Parallel Flange Channel | |
- | | |
|-----------------------------------------------------|-----------------|
| ● Holes | ● CSK Holes N/S |
| ⊕ Shop Bolts | ● CSK Holes F/S |
| ▼ Denotes erection mark location - for orientation. | |

Index	Date	Description	Author
P3	21/08/2023	ISSUED FOR REVIEW	DC
P2	18/08/2023	ISSUED FOR REVIEW	DC
P1	17/08/2023	RE-DRAWN, ISSUED FOR REVIEW	DC

REVISIONS



CLIENT

PROJECT: South Alley Bridge PROJECT No: B746

DRAWING TITLE: BRIDGE GA

DRAWN BY: D. Care	CHECKED BY:	DATE: 17/08/2023	SCALE: As Noted
-------------------	-------------	------------------	-----------------

DRAWING No: B746 - DJL - XX - XX - DR - X - 00001	REV: P3
---------------------------------------------------	---------