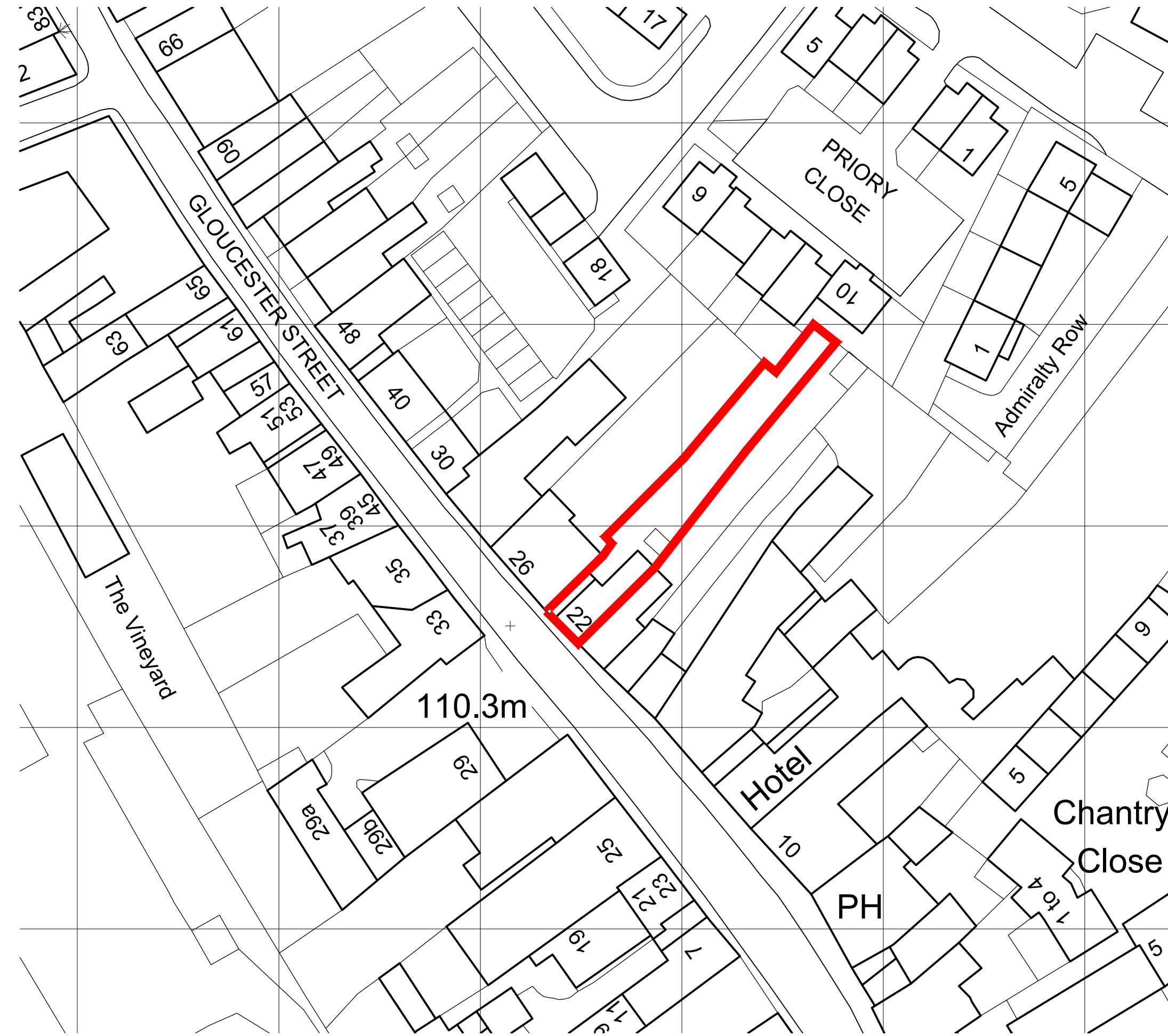


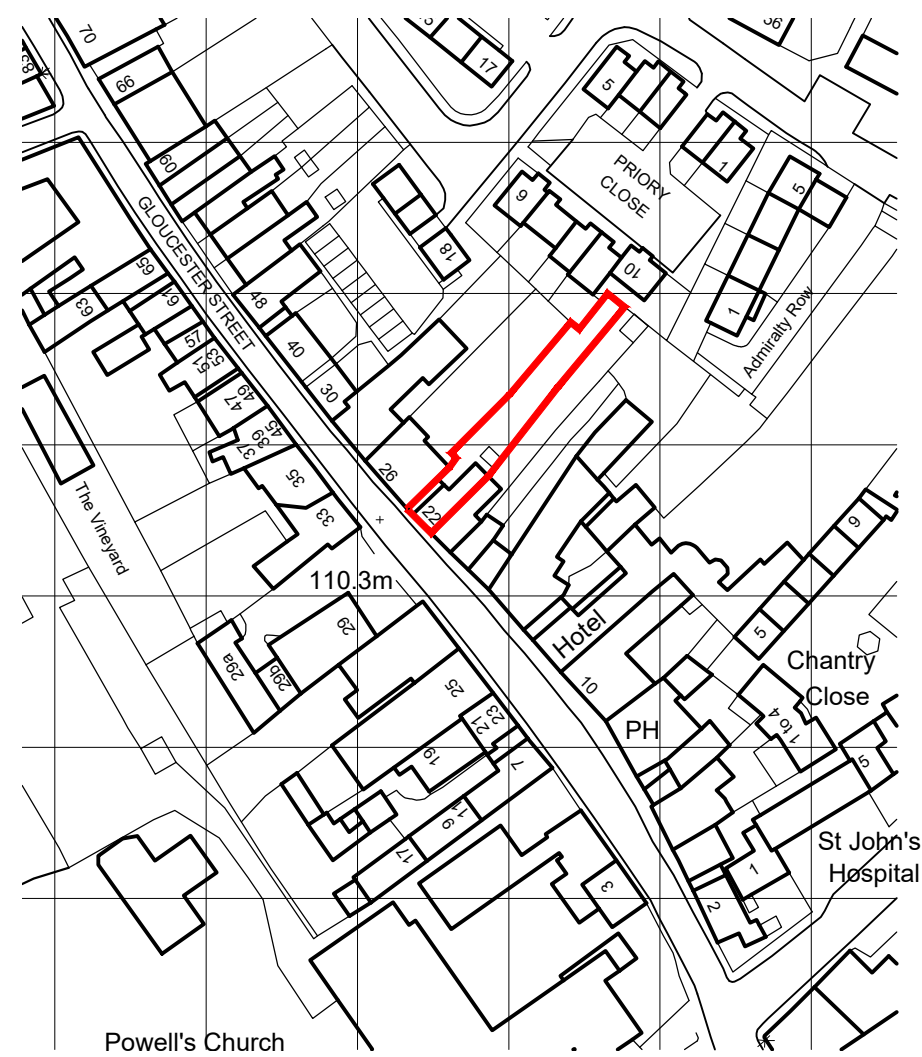
NOTES:  
 1. Scaled dimensions can be taken from this drawing if printed at the correct size and scale.  
 2. Responsibility is not accepted for errors made by others in scaling from this drawing.  
 3. This drawing must be read in conjunction with all relevant drawings, documents and information prepared by the Architects, other Consultants and Specialists.  
 4. Any discrepancy on this drawing must be referred to the Architects and clarification obtained before any action by others and prior to commencement of work.  
 5. All dimensions must be checked on site before any action by others and prior to commencement of work or the preparation of Specialist drawings.  
 6. The copyright of this drawing remains with the Architect.  
 7. If in doubt ask!

REVISIONS


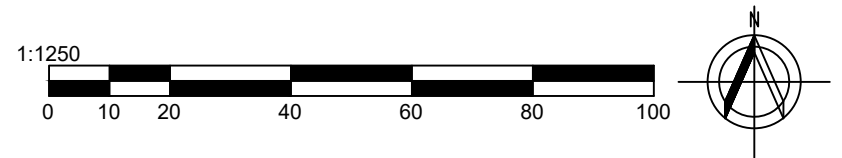
--	--



BLOCK PLAN



LOCATION PLAN



ERIC COLE ARCHITECTURE

Eric Cole Ltd. Eagle Suite, The Wheelhouse, Bond's Mill,  
 Stonehouse, Gloucestershire, GL10 3RF  
 T: +44 (0)1285 641234 E: mail@ericcole.co.uk W: www.ericcole.co.uk

PROJECT:	22 GLOUCESTER STREET, CIRENCESTER		
DWG TITLE:	LOCATION AND BLOCK PLANS		
SCALE:	1:500/1250 @ A3	DRAWN:	IT
		CHECKED:	
DWG NO:	23.037.PL.03	REV:	A
		DATE:	19.09.23

