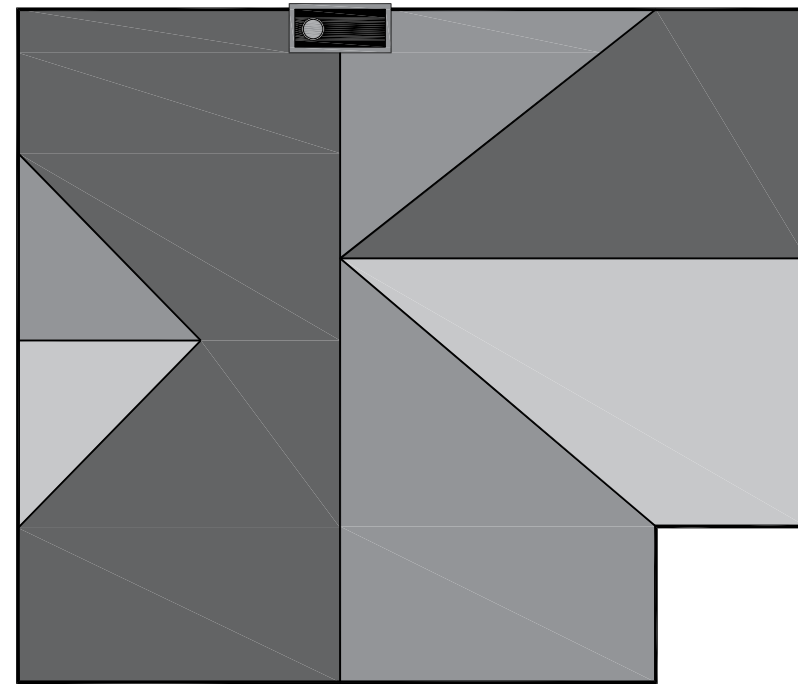
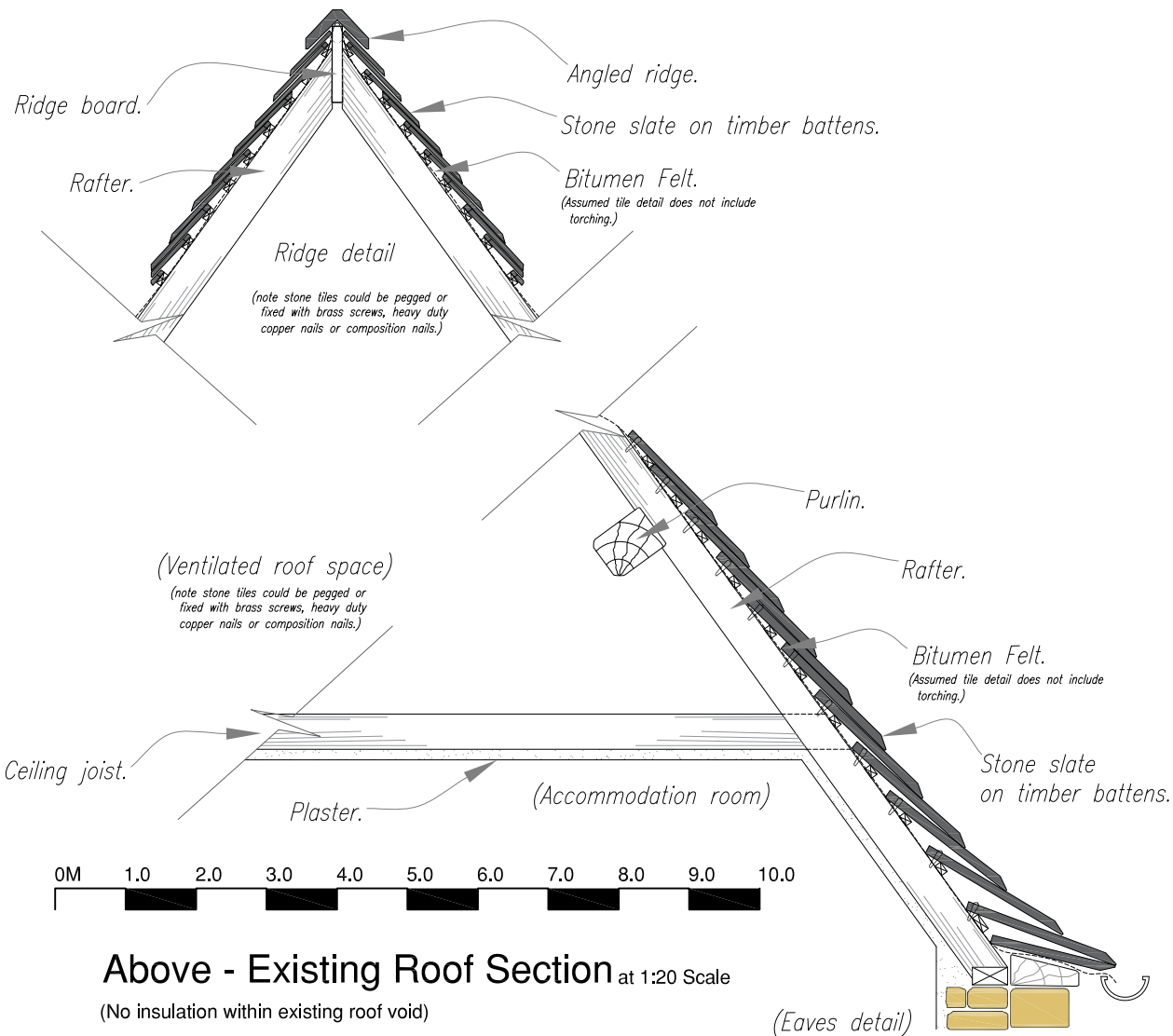


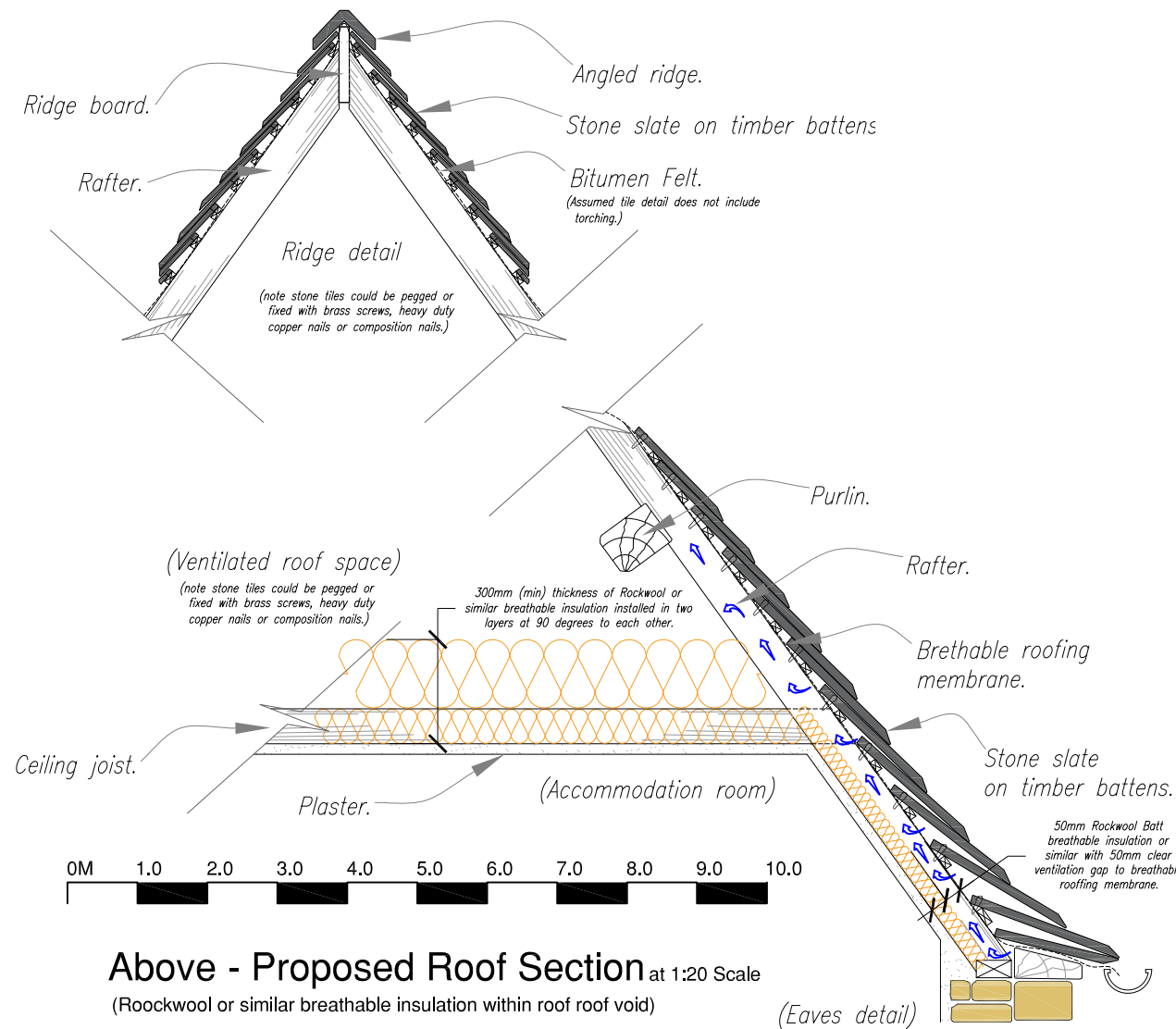
Above - Existing Roof Plan at 1:100 Scale



Above - Proposed Roof Plan at 1:100 Scale



Above - Existing Roof Section at 1:20 Scale
(No insulation within existing roof void)



Above - Proposed Roof Section at 1:20 Scale
(Rockwool or similar breathable insulation within roof void)

Notes
All details are indicative only. All dimensions to be checked on site by contractor prior to commencement of works. Any discrepancies in drawings to be reported to SYR CONSULTANTS.

The ascetic appearance of the roof will remain unchanged as replacement stone tiles to match existing to be used as per sustainability statement. Insulation upgrade to be undertaken within existing roof void with no visible changes to the property externally.

Rev.	Amendments	Date	Drw.



SPITFIRE HOUSE,
7 NETTLETON AVENUE,
TANGMERE, WEST SUSSEX, PO20 2HZ
TEL 01243 940730 MOB 07850122634
EMAIL: rsyred@syiconsultants.com

CLIENT:
Keith Quantrill
25 Dunstable Road
Flitwick
Bedfordshire
MK45 1HP

PROJECT:
Curtilage Building
Team Accommodation
Bay Tree Hotel, Sheep Street,
Burford,
Oxfordshire, OX18 4LW

DRAWING TITLE:

Existing and Proposed
Roof Plan and Section

DRAWN: RCS	JOB NO: 01/24/05	SCALE: As Shown @A3
CHECKED: SJS	DRAWING NO: PL/01	REV:
DATE: Jan 24		