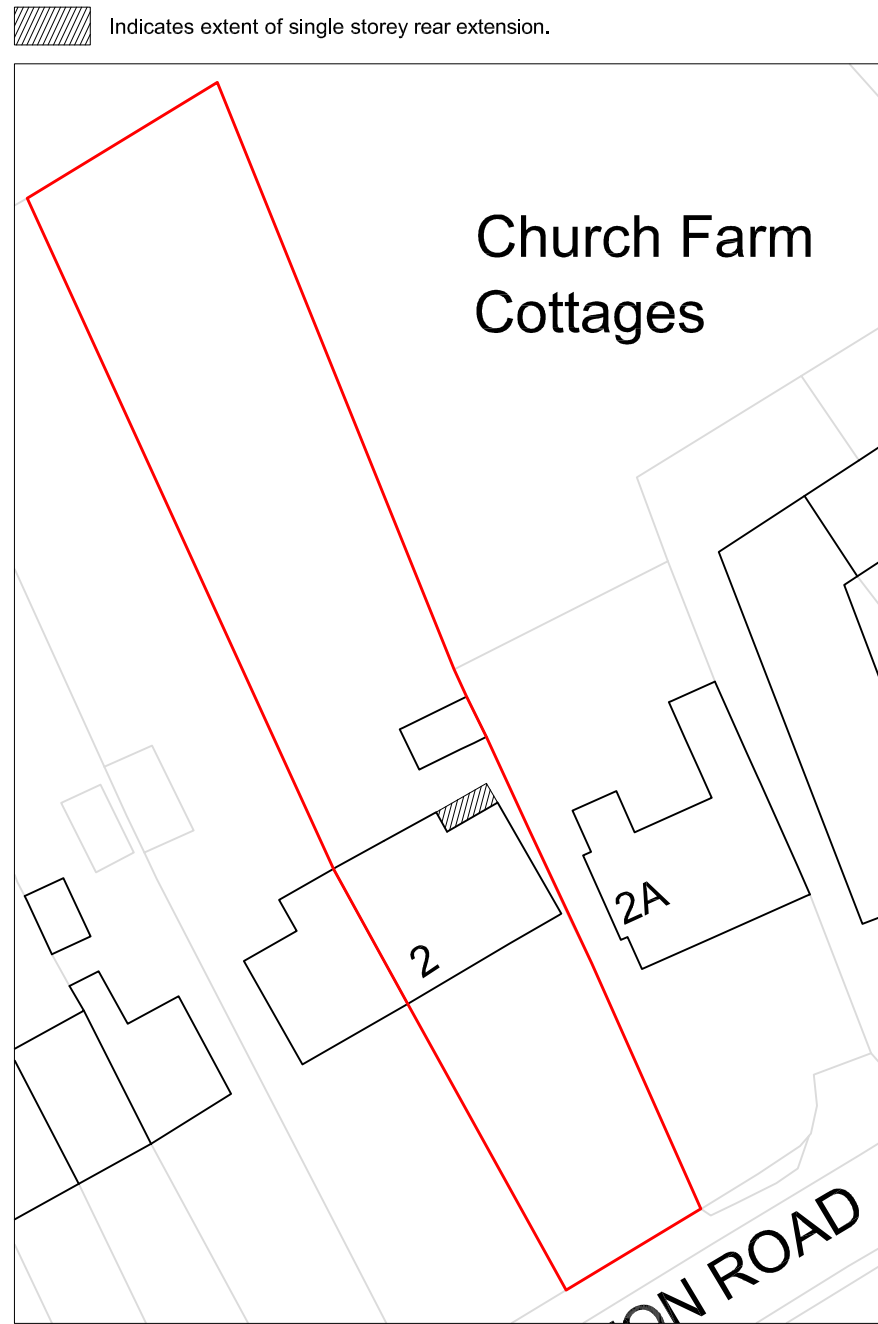
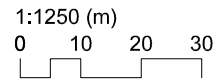
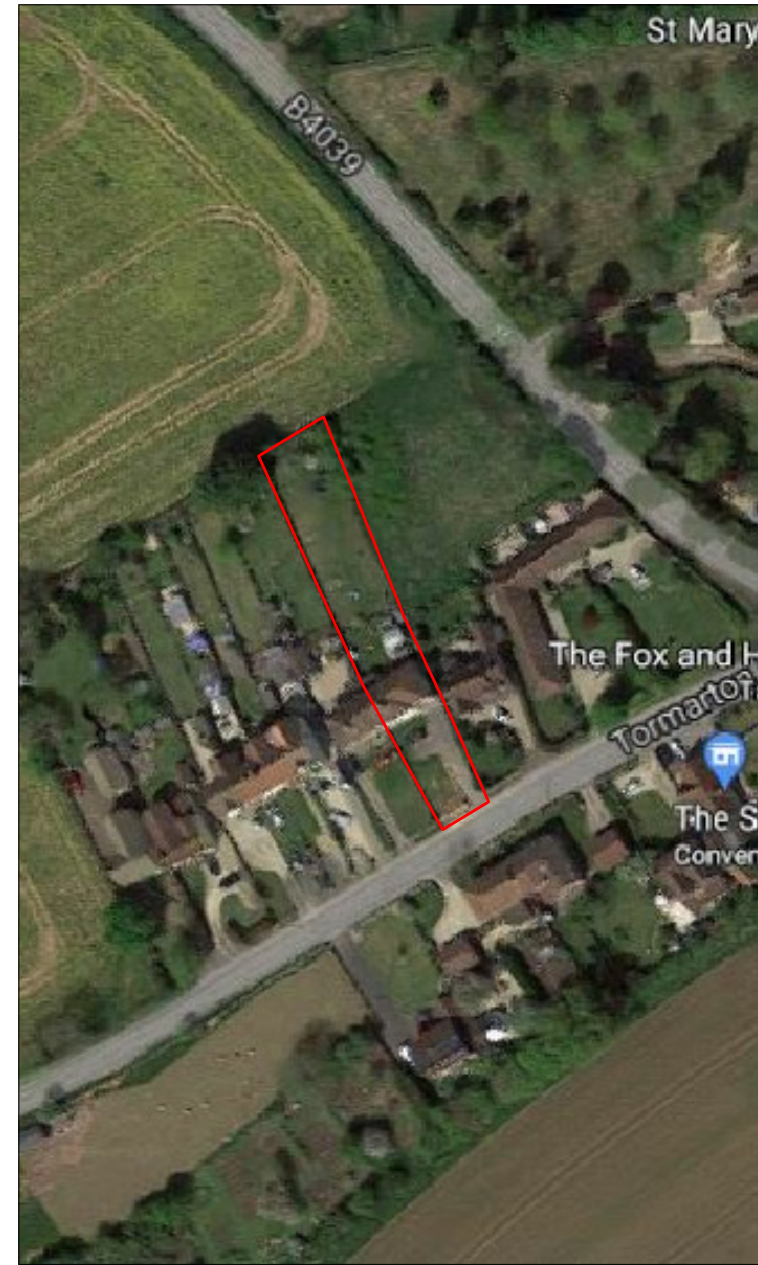




LOCATION PLAN
1:1250 SCALE



BLOCK PLAN
1:500 SCALE



AERIAL VIEW
NOT TO SCALE

Indicates extent of single storey rear extension.



SPACE PLUS
ARCHITECTURAL DESIGN

Sarah & James Dunn
2 Tormarton Road,
Acton Turville
South Glos,
GL9 1HP

LOCATION PLAN

Date : 28/06/21

Scale at A3 : As indicated

Drawing: Dunn-2TomartonRd-HP -SLP-00

Rev:	Date:	Details:

Drawn by: TR AR

NOTES

1. This drawing is copyright of Space Plus Architectural Design. Reproduction is only to take place with written authority.
2. These plans are subject to Planning & Building Regulation Approval or any other statute in law before building work commences.
3. Any structural work where mentioned on this drawing is subject to a qualified structural and civil engineer calculations before building work commences.
4. All boundaries are assumed. To be confirmed on site before building work commences.
5. All drawings marked preliminary are not to be built or manufactured from.
6. Only Local Authority Planning Departments may scale dimensions from the drawings.
7. Use figured dimensions only & all dimensions to be checked on site.
8. If any discrepancies are found in the drawings these are to be brought to the attention of Space Plus Architectural Design for rectification.

Space Plus Architectural Design
07973 163 665
Tamsin@space-plus.co.uk
www.space-plus.co.uk



PRELIMINARY - SUBJECT TO PLANNING APPROVAL