

Location Plan - Existing

Scale 1:500 @ A1

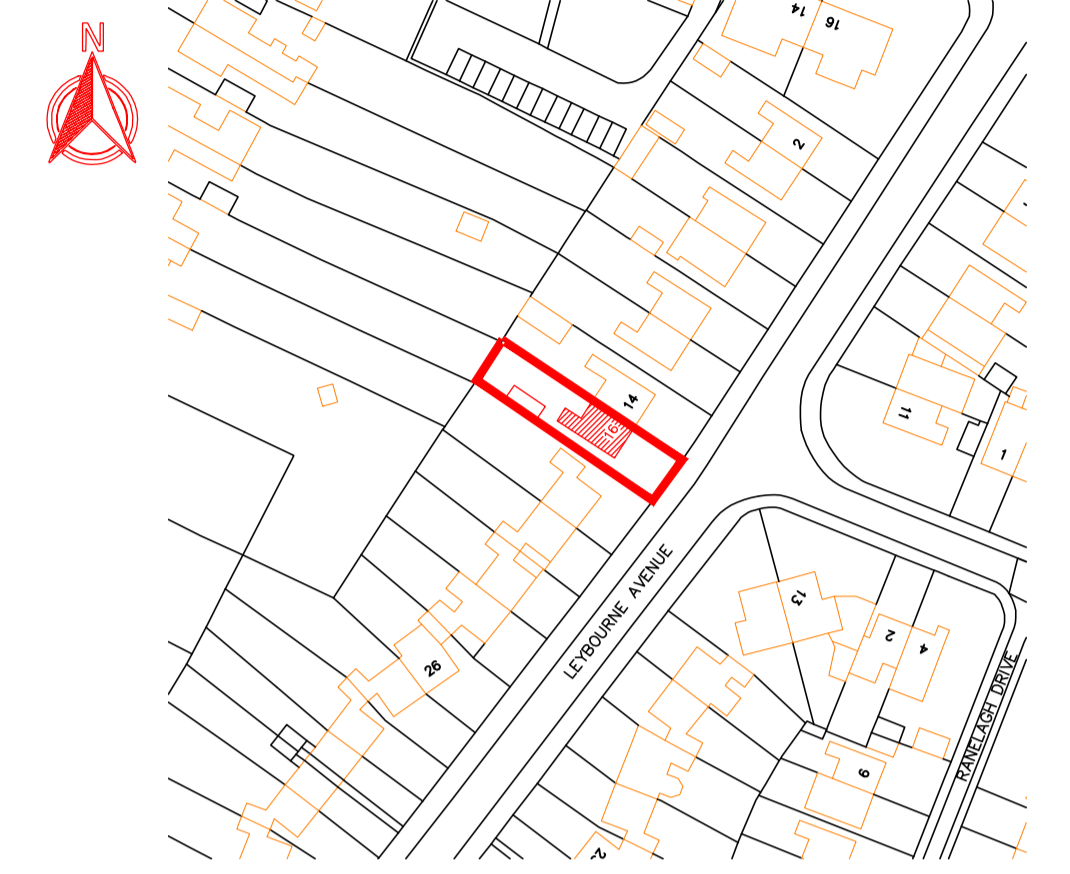


Location Plan - Proposed

Scale 1:500 @ A1


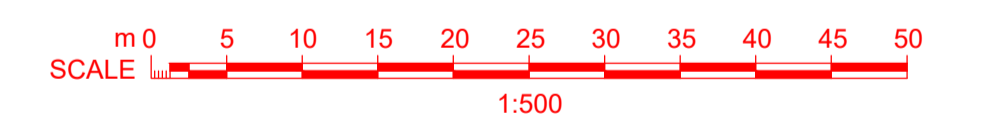
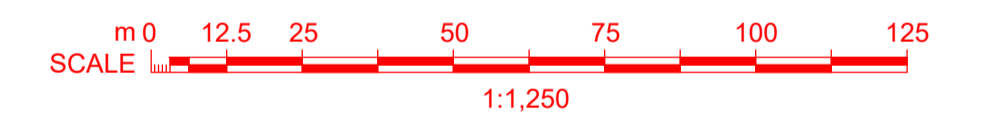
© Copyright of CDesign®. All rights reserved. Do Not scale this drawing. ALL dimensions are in millimetres unless stated otherwise. ALL dimensions must be checked on site prior to construction and any discrepancies reported to the architect. Work is subject to change following detailed design.

RevNo	Revision note	Date	Signature	Checked
00	ISSUED FOR PLANNING	17.02.2024	CM	CM



BLOCK PLAN

Scale 1:1250 @ A1



PROJECT: REAR EXTENSION & INTERNAL REMODEL Drawing No. P001
 CLIENT: ADRIAN MOORE Date: FEB 2024
 Drawing Title Scale: 1:500, 1:1,250 @ A1
 EXISTING & PROPOSED LOCATION PLAN Revision: 00
 Property Address Issue: FOR PLANNING
 16 Leybourne Avenue, Ainsdale PR8 3EL