
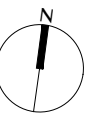


GENERAL NOTES:

This drawing is to be read in conjunction with all other relevant disciplines drawings, schedules, specifications and supporting information. The contractor is to verify all dimensions and conditions on site. This drawing should not be scaled. Only figured dimensions are to be followed. Any discrepancies are to be reported to New Enclosure and resolution sought prior to proceeding. This drawing is subject to copyright www.newenclosure.com

SCALE BAR




EXISTING TREES
TO BE RETAINED



EXISTING GRAVEL
TO BE RETAINED AND MADE GOOD AS REQUIRED




EXISTING GATES
TO BE RETAINED AND MADE GOOD AS REQUIRED



EXISTING HEDGE
TO BE RETAINED



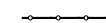
EXISTING PAVING
TO BE RETAINED AND MADE GOOD AS REQUIRED



EXISTING GRASS
TO BE RETAINED



PROPOSED PAVING
TO MATCH TEXTURE / FINISH AND COLOUR OF
EXISTING PAVING



PROPOSED ESTATE RAILINGS
TRADITIONAL ESTATE RAILINGS WITH E.G. 5-7 RAILS;
1.2m HIGH (+/- 300mm); GATES TO BE SINGLE OR
DOUBLE LEAF DEPENDING ON MAINTENANCE ACCESS
REQUIREMENTS; HAND TOOL EXCAVATIONS ONLY AND
REGRAIDING OF GROUND TO ACHIEVE LEVEL FINISH TO
NOT EXCEED +/- 100mm TO SAFEGUARD RPAs

-	First Issue	2024-02-01	RC	RC
REV	DESC	DATE	BY	CHK

PROJECT
Berrydown Farm, Hampshire

CLIENT
Mr Andrew Bentley

DRAWING TITLE
Landscape Plan

DRAWING NO.	REV	STATUS	SCALE
417_PN_01	-	PLANNING	1:200 on A3