Proposed Ground Floor Plan
Scale 1:100

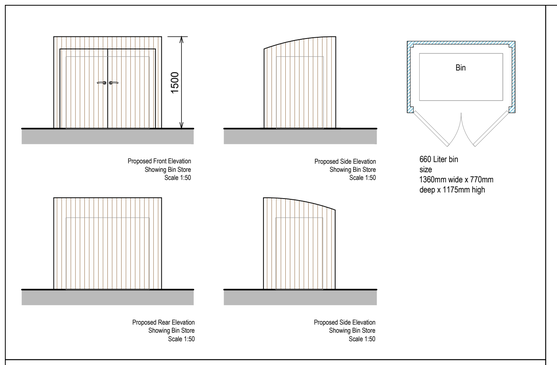

Proposed Front Elevation Showing Bin Store Scale 1:50

Proposed Side Elevation Showing Bin Store Scale 1:50

660 Liter bin size 1360mm wide x 770mm deep x 1175mm high

Proposed Rear Elevation Showing Bin Store Scale 1:50

Proposed Side Elevation Showing Bin Store Scale 1:50

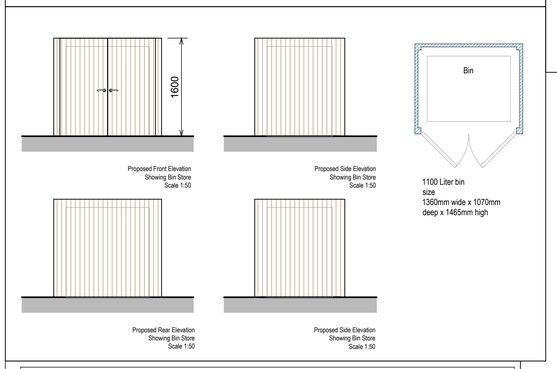

Proposed Front Elevation Showing Bin Store Scale 1:50

Proposed Side Elevation Showing Bin Store Scale 1:50

1100 Liter bin size 1360mm wide x 1070mm deep x 1465mm high

Proposed Rear Elevation Showing Bin Store Scale 1:50

Proposed Side Elevation Showing Bin Store Scale 1:50

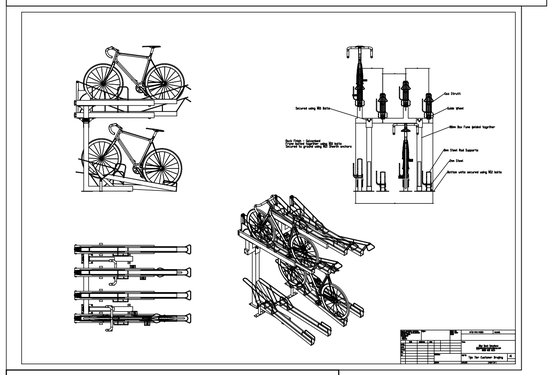

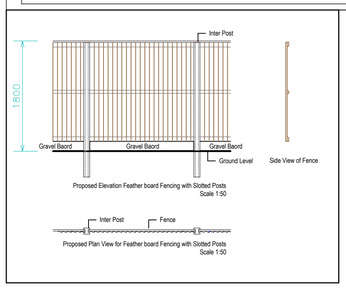

Proposed Elevation Feather board Fencing with Slotted Posts Scale 1:50

Proposed Plan View for Feather board Fencing with Slotted Posts Scale 1:50

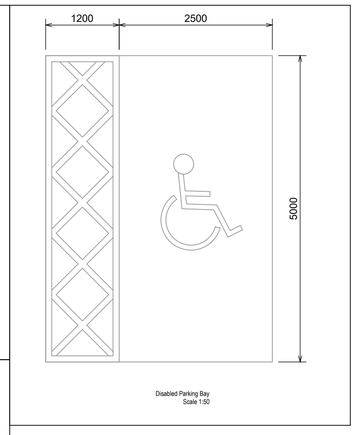

Disabled Parking Bay Scale 1:50

Please note that construction must only commence once planning, building control and any other approvals have been received.
It is the responsibility of the owner/contractor to commence prior to these approvals.

0 1 2 3 4 5 10m

IMPORTANT GENERAL NOTE
The specification is to be read in conjunction with the plans/section details, and other associated Structural details as may be provided.
All work is to be carried out to the Local Authority Planning and Building Regulations Approval, and the Codes of Practice and British Standards as necessary.
All dimensions, levels, sizes, positions and locations of particulars as indicated on drawings are to be verified by the appointed Contractor on site prior to engaging in works. Any discrepancies must be reported to the Architect/Surveyor/Engineer or responsible person's immediately.
The Contractor is responsible for ensuring compliance with the CDM Regulations, and appropriate Health & Safety on site precautions.
The Client/Building Owner must obtain any necessary PARTY WALL AGREEMENTS, prior to engaging in the works on site.

Revision	Date	Description

PARTY WALL ACT 1996
OWNER/S MUST ENSURE ALL PARTY WALL AGREEMENTS ARE IN PLACE BEFORE ANY BUILDING WORKS ARE TO COMMENCE

Paper Size: A1
Scale: 1:100
Revision: A
Date: Dec-23
Drawn By: ---
Checked By: ---

B-12 Development
Architectural consultancy

441-447, Ewell Road, SURBITON, Surrey, KT6 7ES

Proposed Ground Floor Plan

Drawing Number: ER-AP9-106