







00 FF FLOOR FINISHES PLAN Scale 1:50

FLOOR FINISHES KEY	
FLOOR FINISHES TO BE RED IN CONJUNCTION WITH SPECIFIC ROOM PLANS:	
	TIMBER / CHEVRON PLANK
	TILE & STONE
	CARPET
	TILES
	STONE
	WOVEN VINYL FLOORING

GENERAL NOTES


- This Drawing is protected under Copyright and at no time should any portion of this Drawing be reproduced or copied without the permission of TAYLOR HOWES DESIGNS LTD. (Design Copyright Act 1968).
- All Dimensions are in millimeters unless otherwise noted.
- All Levels are in meters unless otherwise noted.
- Do not scale these Drawings. Only written Dimensions are to be followed.
- Any discrepancies between Architectural, Structural, Building Services and any other Consultant's information, must be brought to TAYLOR HOWES's attention prior to execution of work on site.
- All Drawings are to be read in conjunction with all other relevant Documents and Specification.
- The Contractor shall be responsible for producing a complete set of Shop Drawings for TAYLOR HOWES's approval prior to commencing works.
- All Levels on Drawings are FFL unless otherwise noted.
- External Openings to be detailed by Architects. Dimensions to be confirmed.
- Contractor/Joinery Sub-Contractor to check and advise on all proposals for size, strength, suitability and stability. Joinery contractor is responsible for suitability and workability of completed joinery.
- Contractor/Joinery sub-contractor to take site measurements and produce detailed fabrication/shop drawings for TAYLOR HOWES comment and inspection prior to fabrication.
- Contractor/Joinery sub-contractor to prepare samples of all proposed finishes for comment and approval by architect (interior designer & client), allow for 2 further 'rounds' of samples to take on board comments and to achieve final approval.
- Unless otherwise noted, all carcasses to be formed in 18mm or 25mm spray painted mdf. Shelves to be adjustable with notch cut-out to underside of shelf to locate shelf supports. Shelf supports to be polished stainless-steel pegs by 'Hafele' or similar approved.
- Allow for scribing pieces to top and sides of all joinery to accommodate variations in wall and joinery.
- Unless otherwise noted all veneered panels/doors to be formed in 18, 22 or 25mm MDF with timber veneer over concealed solid timber Lipping/s'Nosing's.
- Ensure drawers within beside clear door when drawer is pulled open, all drawer runners to be top quality with soft close mechanism or touch release as indicated. drawer runners to be base mounted unless indicated. runners to be approved by designer.
- Allow for cut out/integration of electrical and AVIT outlets to rear of units where required.
- Contractor/Joinery sub-contractor to ensure balancing veneers applied where required.
- Contractor to propose high quality and discreet door contact switch where required for approval by TAYLOR HOWES.
- Designer approval required in writing on all finishes and samples.
- Contractor to check appropriate access for site installation of items and advise TAYLOR HOWES of any design changes, dimension changes etc as needed.
- Contractor to allow for pattresses for all tv's, pendant/chandeliers lighting and wall lights.

THE ABOVE LIST TO SUPERSEDE THE CONTRACTOR'S SCOPE OF WORKS (OR ANYTHING MISSED IN THE CONTRACTOR SCOPE OF WORKS).

ALL DRAWINGS PROVIDED BY TH TO BE READ AS DESIGN INTENT ONLY. PROJECT ARCHITECT/CONTRACTOR TO ENSURE FULL COMPLIANCE WITH CURRENT BUILDING REGULATIONS OR ASSOCIATED REGULATIONS.

NO	DATE	DESCRIPTION	BY
0	16.06.23	PRELIMINARY ISSUE	NB

REVISIONS



INTERIOR ARCHITECTURE + DESIGN

49-51 Cheval Place, Knightsbridge - London SW7 1EW  
T. +44 (0)20 7349 9017  
W. www.taylorhowes.co.uk

TAYLOR HOWES

PROJECT

5 RUTLAND GARDENS MEWS

DRAWING TITLE

RCP  
FIRST FLOOR  
SHEET 1 OF 1

SCALE@A1	DATE	DRAWN	CHECK
1:50	JUN '23	NB	IV
JOB No.	DRAWING No.	REV.	
4755	112	0	