
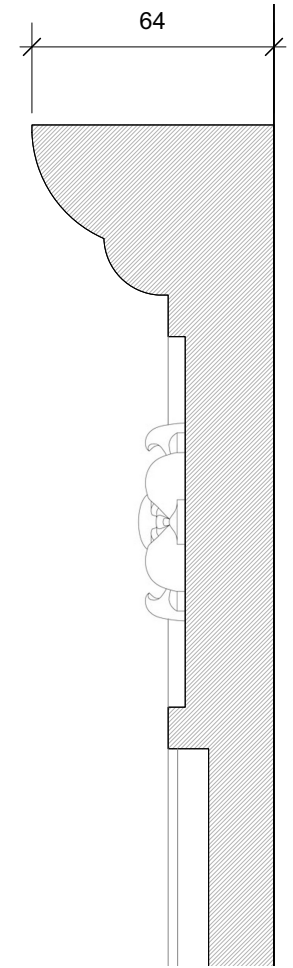


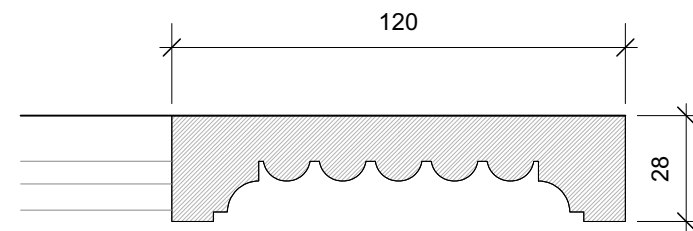
AR01 DOOR MOULDINGS ELEVATION
 PROPOSED MOULDINGS FOR DOUBLE DOORS IN CONFERENCE SPACE
 Scale: 1:20



AR01 DOOR MOULDING ELEVATION DETAIL
 Scale: 1:2



AR01 DOOR MOULDING PROFILE
 Scale: 1:2



AR01 ARCHITRAVE PLAN DETAIL
 Scale: 1:2

Studio: Edge Design Workshop Limited. 7 Royal Well Place, Cheltenham GL50 3DN 01242 528 111 Plexal 14 East Bay Lane, Here East, Queen Elizabeth Olympic Park, London E20 3BS 020 7781 8177 mail@edgedesignworkshop.com www.edgedesignworkshop.com	General Notes: Copyright © EdgeDesignWorkshop Ltd. 2024. EdgeDesignWorkshop is a limited company registered in England and Wales. Registration number 4647312. RIBA Chartered practice number 20022034. This drawing is not to be reproduced, copied or given to a third party without express permission. Do not scale drawings, dimensions govern. All dimensions shall be verified on site before proceeding with the work. All dimensions given in millimetres unless stated otherwise. All drawings to be read in conjunction with other consultants drawings and specifications. EdgeDesignWorkshop Ltd. are to be formally notified of any discrepancies.	Revision	Date	Drawn	Audited	Details of revision	Project PARMOOR, 28 CAMBRAY PLACE CHELTNEHAM, GLOUCESTERSHIRE, GL50 1JN	Project/Drawing/Revision No. 1625_329	
								Description PROPOSED MIXED USE CONVERSION AND ASSOCIATED REFURBISHMENT WORKS	RIBA Stage/Status 3
							Drawing Title PROPOSED DOOR MOULDING DETAILS	Scale 1:2 / 1:20 @ A3	Drawn/Audited KS / JDP

EDW

RIBA architects