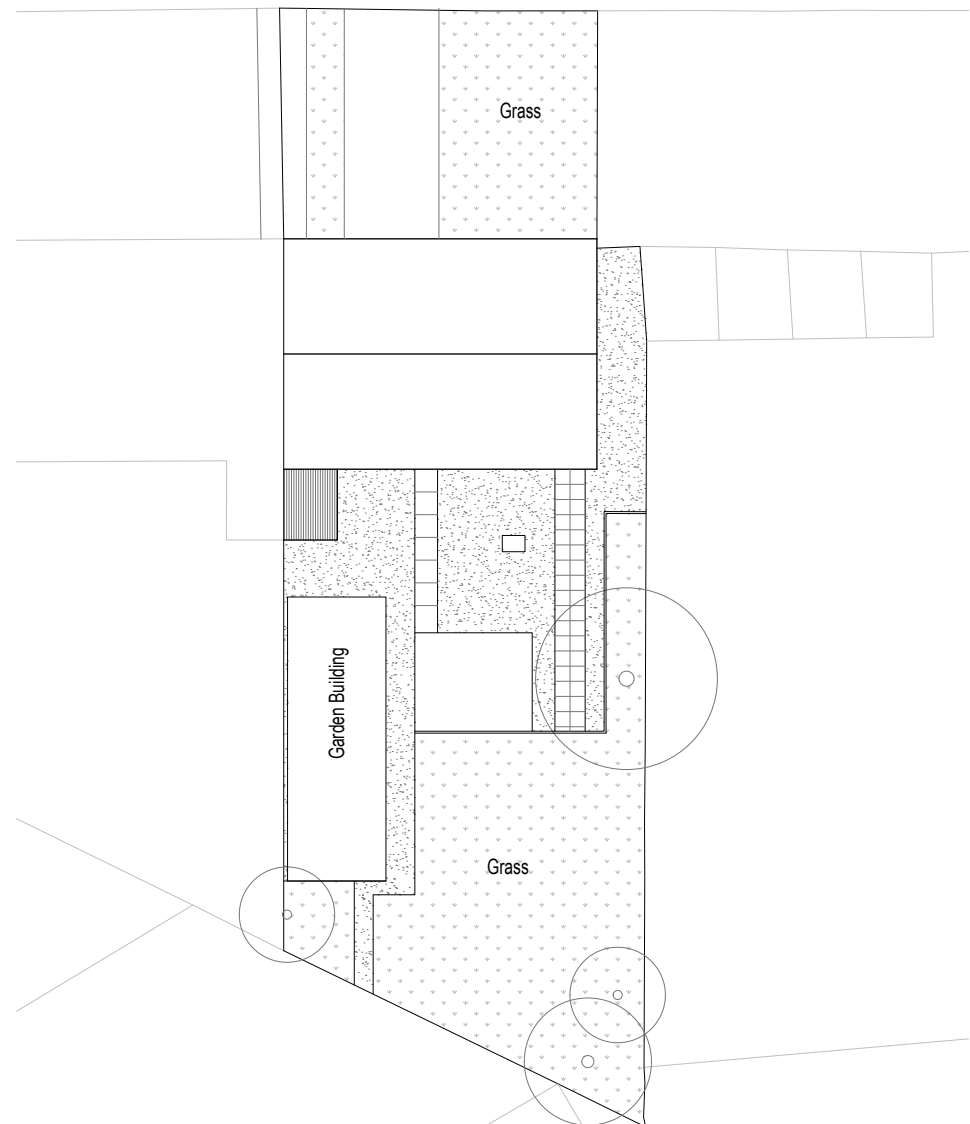

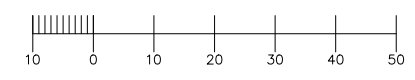


EXISTING BLOCK PLAN
(1:200)



PROPOSED BLOCK PLAN
(1:200)



1. All dimensions to be checked / taken on by site contractors.
2. Drawing indicative for planning purposes. Not to be used for construction.
3. Contractor to check existing levels, drainage & existing materials prior to forming an estimate & construction.
4. All structural elements indicative. Seek Structural Engineers advice prior to construction or forming estimate.



Extension Design & Planning Applications

address	33 Dowty Road, Cheltenham GL51 7QE	
project	Garden Building	
drawing	Site Location Plan & Block Plans	
scale	date	dwg code
1:1250 @ A3	Oct 2023	CD-230-01r1