




# Handmade in England



## Outstanding in Their Field





# Tudor Roof Tile Co.Limited

Located on the Romney Marsh in Kent, using traditional production skills, Tudor's double cambered clay roof tiles offer a link with the past. They are particularly suitable for use in architecturally and aesthetically sensitive areas.

Combining the natural properties of clay, sand facing and individualised hand making, gives Tudor tiles their 'antique' variation.

## *300 MILLION YEARS IN THE MAKING*

Starting with natural clay formed over 300 million years ago, each tile is individually sandfaced, shaped, trimmed and nail holes inserted, then placed onto specially shaped drying trays.

## *EACH STAGE OF PRODUCTION IS DONE BY HAND*

Each tile then undergoes a lengthy drying process before being fired to over 1000°C. Quality inspection and packaging complete the process.

Tudor's characterful sand faced plain and peg tiles have an instant aged look which is consistent with the historic clay tiles that adorn many of Britain's ancient buildings.

Recommended by conservationists and planners when looking for 'like for like' handmade replacements.

New build property owners increasingly turn to Tudor Roof Tiles in order to enhance property value whilst remaining 'in keeping' with roof scapes in the surrounding area.

The lifelong quality of each tile continues to meet current changing weather conditions, using our state of the art computer controlled firing kiln which ensures all tiles are able to meet and exceed CE marking standard BS:EN 1304.

55% Medium Antique, 30% Dark Antique & 15% Red Antique





# *Historic, Listed & Architectural Specialists*

- T**udor tiles are individually handmade at our factory in Kent, using skills honed and developed before even Shakespeare's time.
- T**udor's kiln continually fires Tudor tiles, 24 hours a day, 7 days a week to ensure consistency and eliminate batch discrepancies.
- T**udor tiles give you real peace of mind knowing that each tile comes with a 30 year guarantee of durability (unlike reclaimed tiles).
- T**udor have a wide range of colours achieved with locally sourced sands from quarries in Kent.
- T**udor Roof Tiles are notably less expensive than other premium brands.
- T**udor strives to minimise its environmental impact by prudent use of all of its resources.


## *Tudor Roof Tiles - Quintessentially English*

65% Medium Antique, 25% Red Antique & 10% Dark Antique






100% Sussex Red, featuring Eyebrow Hips



70% Russet Brown & 30% Rustic Red featuring Bespoke Tiles



60% Medium Antique, 25% Red Antique & 15% Jubilee Peg Tiles



100% Medium Antique



55% Medium Antique, 30% Dark Antique & 15% Red Antique



100% Medium Antique



100% Medium Antique



70% Russet Brown & 30% Rustic Red  
featuring Bespoke Tiles



100% Medium Antique



# Fittings and Ornamental Tiles



## Key

- 1 Hog's Back Ridge
- 2 Half Round Ridge
- 3 Third Round Ridge
- 4 Baby Ridge
- 5 Mono Ridge
- 8 Sussex Hip
- 9 Bonnet Hip
- 10 Kent Hip
- 29 Eyebrow Hip
- 11 Universal Valley
- 12 Gable Tile
- 13 External Angle
- 14 Peg Tile
- 15 Peg Eave
- 16 Eave and Top Tiles
- 17 Oast Taper-Narrow
- 18 Internal Angle
- 19 Oast Taper-Wide

## Ornamental Tiles

- 20 Club
- 21 D.S. Club
- 22 Bullnose
- 23 Fishtail
- 24 Arrowhead
- 25 Diamond
- 26 Snubnose

## Ventilation

- 6 Hog's Back Vented Ridge
- 7 Half Round Vented Ridge  
also (not illustrated)  
Invisible Under-Tile Vent  
Semi-Visible In-Tile Vent

## Specialist Tiles

- 27 Bat Access Set
- 28 Creasing Tiles

Or do you need roof tiles in *your* bespoke size?




Standard Peg Tile 10" x 6"

*Talk to us about  
your  
bespoke  
requirements*

# Technical Specifications

DIMENSIONS	(metric (mm))	(Imperial (Inches))
(variable to avoid straight lines on roof)		
Plain Tiles (ribbed)	265 x 165	10.5 x 6.5
Plain Peg Tiles	255 x 160	10 x 6
Ornamentals	265 x 165	10.5 x 6.5
Oast Tapers	255 x 150 reducing to 120mm or 85mm (Two Tapers, Wide & Narrow)	
<b>Fittings</b>		
Ridges - all types	300 Long	12 Long
External & Internal Angles (90 degree)	265 Long	10.5 Long
<b>Lap (minimum)</b>		
Plain Tile & Peg Tile	65	2.5
<b>Gauge (maximum)</b>		
Plain Tile	100	4
Plain Peg	95	3.75
<b>Roof Pitch</b>		
BS5534:2014 Recommended Minimum:	40°	
<b>Covering Capacity</b>		
Plain Tile	60 Tiles / metre <sup>2</sup>	
Plain Peg Tile	66 Tiles / metre <sup>2</sup>	
<b>Laid Weight (Average)</b>		
Plain Tile	75kg / metre <sup>2</sup>	15.36lbs / feet <sup>2</sup>
Plain Peg Tile	75.9kg / metre <sup>2</sup>	15.55lbs / feet <sup>2</sup>
<b>Weight</b>		
per 1000 Plain Tiles - 1.25 Tonnes average		
<b>Transverse Strength</b> 780 newtons		
<b>Ventilation Tiles / Systems</b>		
		Area
Half Round Vented Ridge (eyebrow)	2580mm <sup>2</sup> / 4 inches <sup>2</sup>	
Hog's Back Vented Ridge (eyebrow)	2580mm <sup>2</sup> / 4 inches <sup>2</sup>	
Invisible Under Tile Vent System	9000mm <sup>2</sup> / 14 inches <sup>2</sup>	
In-Tile Vent System	6000mm <sup>2</sup> / 9.3 inches <sup>2</sup>	
<b>Packaging</b>		
Plain Tiles are banded in tens for ease of handling on site and shrink wrapped on non returnable pallets of 1000.		
<b>E &amp; O.E</b>		

Our tiles are tested to comply with:-

- 
 BS:EN 538 for flexural strength.  
 BS:EN 539-1 for water impermeability.  
 BS:EN 539-2 for frost resistance.  
*All above are contained in the  
 CE Marking standard BS:EN 1304*



*Medium Antique*



*Dark Antique*



*Weathered Earth*



*Jubilee*



*Red Antique*



*Sussex Brown*



*Russet Brown*



*Sussex Red*



*Rustic Red*



*Natural Clay  
(no sand)*

