

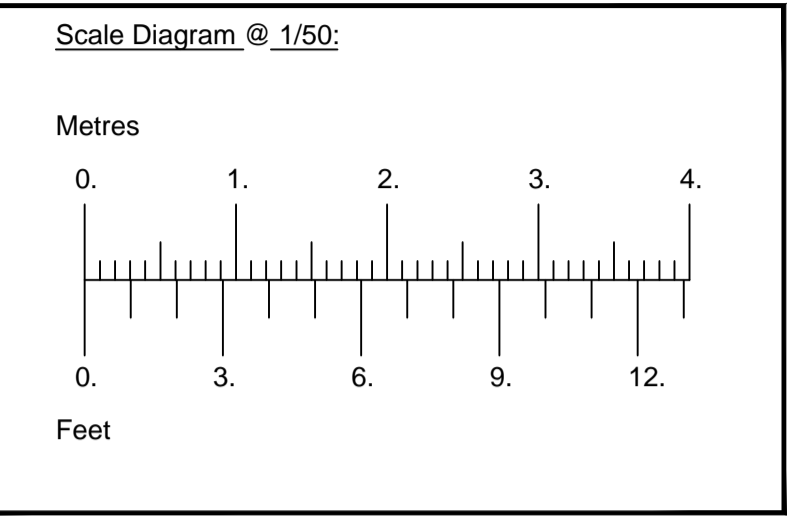
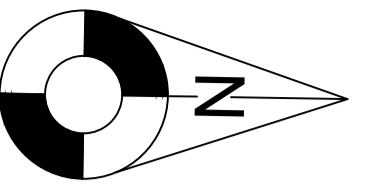
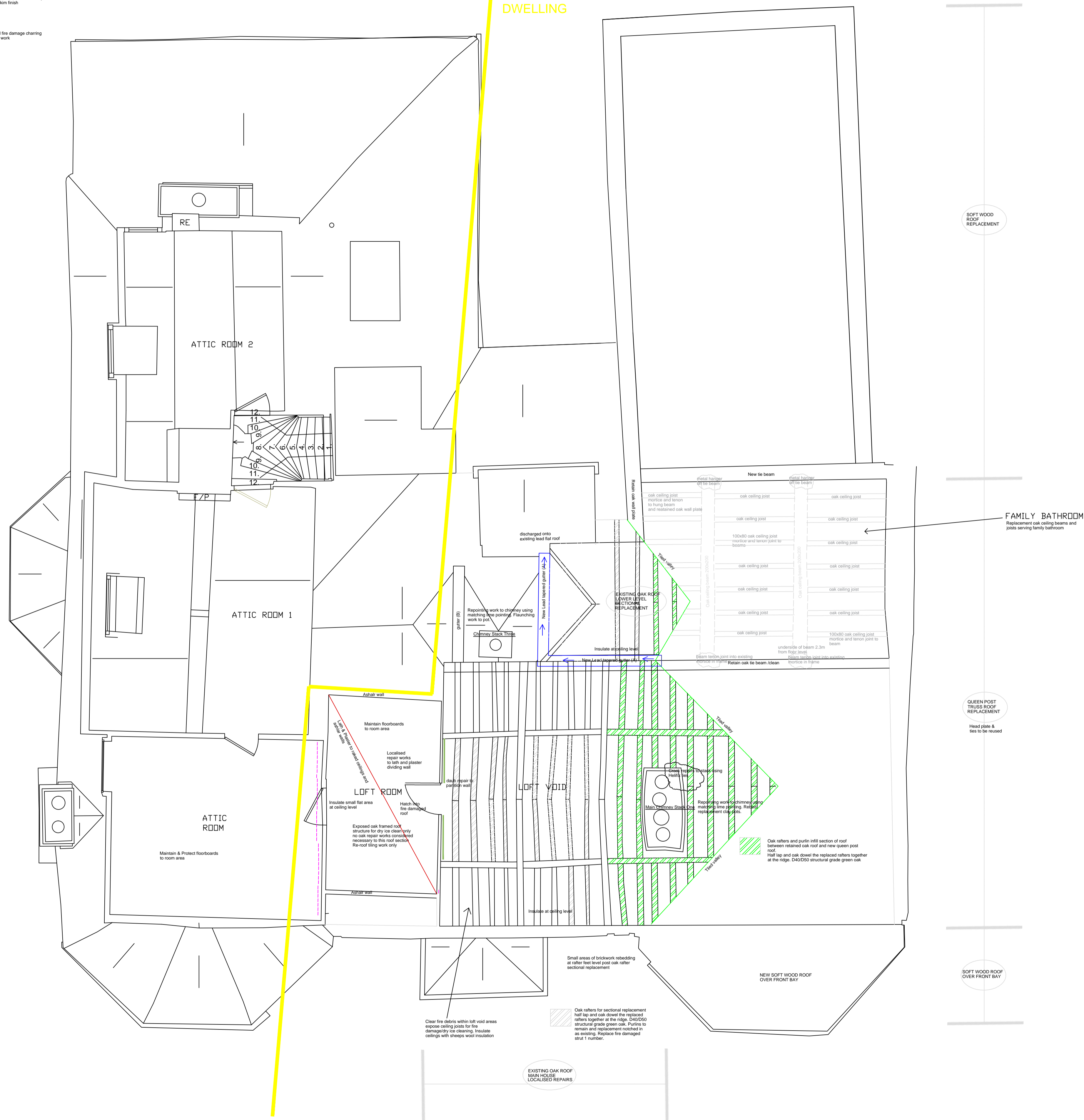
KEY

- WORKS TO WALLS**
- Removal of localised areas of fire damaged claub panel, replace claub on existing laths
 - Plasterboard reinstatement to walls
 - New riven laths and haired lime plaster (3 coat work)
 - Hacking off loose / fire damaged plaster, prepare solid wall surfaces and replace walls with 3 coat lime plaster. Render and float (N-L-Z) Finish coat lime putty plaster.
 - Washing cleaning down, prime and apply skim coat of iron hydraulic lime putty to existing wall surfaces. To include full removal of any wall paper prior to work. Provisional removal of loose lime to laths (retain laths)
 - Dry Lining to internal wall surfaces
 - Insulated Dry Lining to external facing solid wall surfaces - insulated dry lining to external wall faces FLS300 (green thick board 0.54 U value)
- INSULATION**
- Insulation to sloping ceilings - Sheepswool (0.51 u value)
 - Insulation to loft spaces using sheepswool (0.16 u value)
- ROOFWORK**
- Oak rafters for sectional replacement to retained oak roof half lap and oak dowel the replaced rafters together at the ridge. D40/D50 structural grade green oak. Firing over to level up rafters for raftering work. Underline rafters with 18mm WSP.
 - Oak rafters for infill to retained oak roof half lap and oak dowel the replaced rafters together at the ridge. D40/D50 structural grade green oak. Firing over to level up rafters for raftering work. Underline rafters with 18mm WSP.

- Complete removal and reinstatement of lath & plaster ceiling. New riven laths and haired lime plaster (3 coat work)
- Complete removal and reinstatement of plasterboard ceiling. Replaces as 12.2mm plaster board with gypsum skim finish
- Window to be cleaned and fire damage charring removed for assessment of work

NON FIRE DAMAGED SECTION OF DWELLING (requiring decoration only)

FIRE DAMAGED SECTION OF DWELLING



LEGEND

- SOFT WOOD ROOF REPLACEMENT
- FAMILY BATHROOM
Replacement oak ceiling beams and joists serving family bathroom
- QUEEN POST TRUSS ROOF REPLACEMENT
Head plate & ties to be reused
- SOFT WOOD ROOF OVER FRONT BAY

SECOND FLOOR

Rev.	Date	Revisions

Project Title: THE OLD RECTORY, CHURCH ROAD, EVERSLEY			
Client: MR SUTHERLAND			
Description: SECOND FLOOR PLAN			

Date	SEPT 22	Scale	1/50 @ A1
Job No.	MS/2100	Surveyor	BL
Dwg No.	03	Drawn	BL