

# Edinburgh Sash and Case - Heritage Range 1 over 1

All sash and case windows are formed in responsibly sourced timber to traditional construction details, including the use of haunched tennon joints on the sashes and matching of all profiles to existing windows. All timbers sections are solid timber. No laminated sections to be used. Horns can be added to upper and lower sashes.


**Sash Stiles:** 50x50mm with glass check and profile cut to match existing.

**Astrigals:** None.

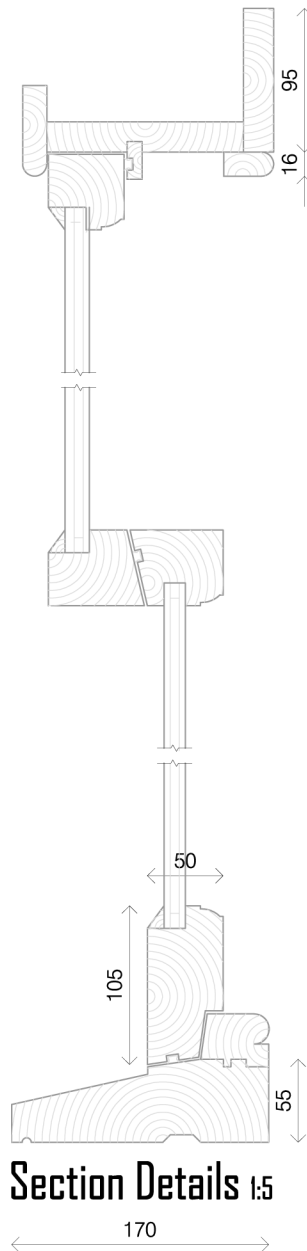
**Glazing:** 14mm double glazing (4/6/4) with Argon filled cavity (2.0 U-value). Hardwood timber bead externally, or butal putty as required.

**Ironmongery:** Quality simplex fittings, sash lifts, sash fastener, sash eyes and ball bearing operating pulley wheels.

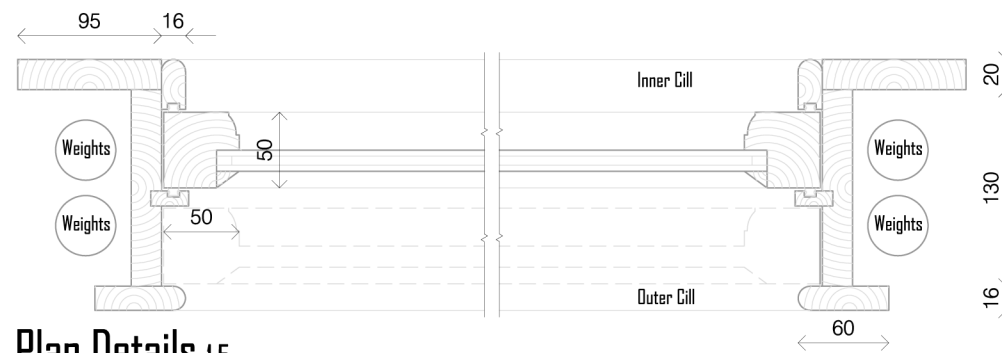
**Draft Seals:** Run into parting beads, batton rod and meeting rails and bottom rails.



External Elevation 1:10



Section Details 1:5



Plan Details 1:5