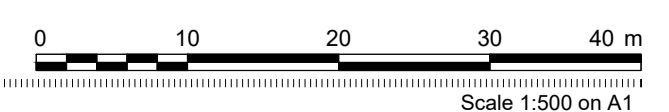
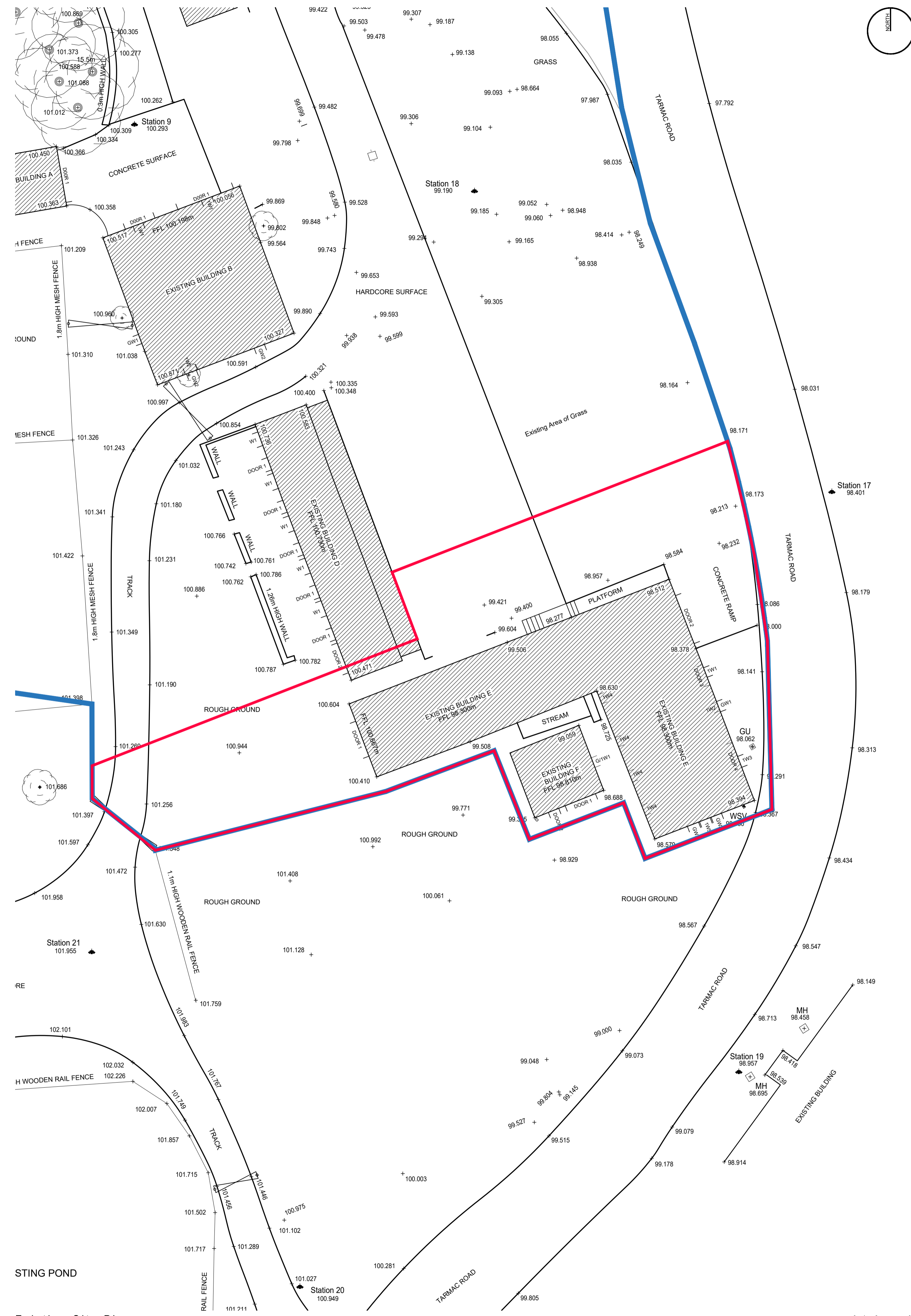


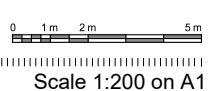
Location Plan Showing Land Ownership



Scale 1:500 on A1



Existing Site Plan



Scale 1:200 on A1

Rev	Description	Date
App: Mr David Pethick		
Project: Minmore Mill, Minmore, Glenlivet, AB37 9DB		
Title: EXISTING LOCATION AND SITE PLAN		
DWG no: 0216-EX-001 Rev: -		
Scale: Varies @ A1 Date: 15.03.23		
<small>16 Kirk Crescent South, Aberdeen, AB15 9RR Tel: 07709 289 703 Web: www.etcharchitects.co.uk</small>		
<small>COPYRIGHT of etch architects. This drawing must not be scaled and any discrepancies should be brought to the attention of the architect immediately.</small>		