The existing Rear Outbuilding will be demolished and a new proposed Single-story Rear Outbuilding will be constructed for the purpose of (incidental use only)

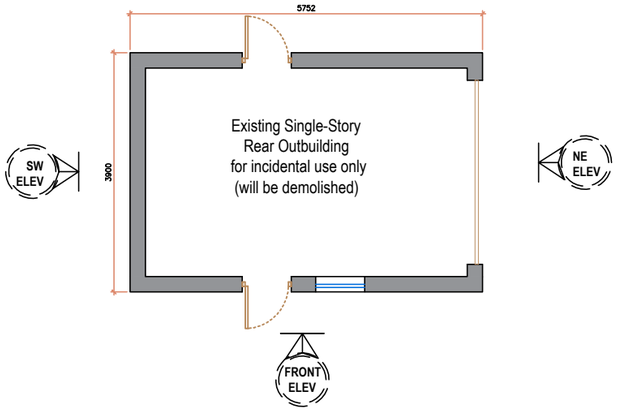

15 EXISTING FLOOR PLAN EXISTING OUTBUILDING

SCALE 1:100 @ A3



16 EXISTING ROOF PLAN EXISTING OUTBUILDING

SCALE 1:100 @ A3

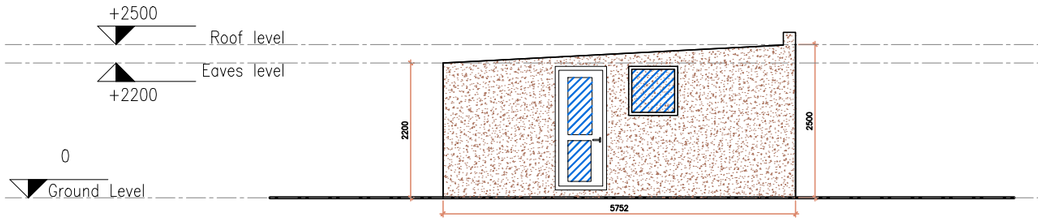

17 EXISTING FRONT ELEVATION EXISTING OUTBUILDING

SCALE 1:100 @ A3

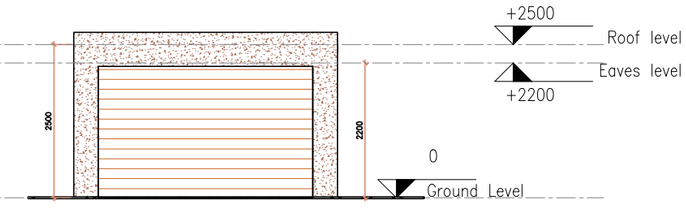

18 EXISTING NE SIDE ELEVATION EXISTING OUTBUILDING

SCALE 1:100 @ A3

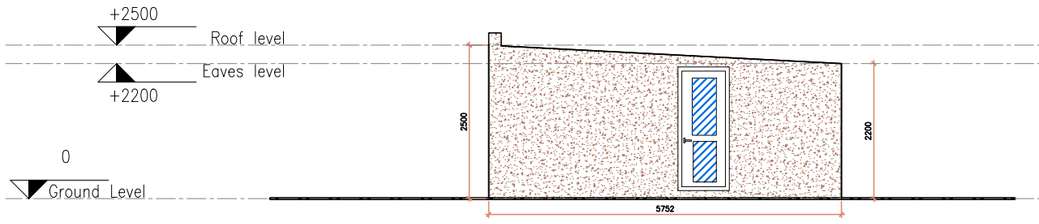

19 EXISTING REAR ELEVATION EXISTING OUTBUILDING

SCALE 1:100 @ A3

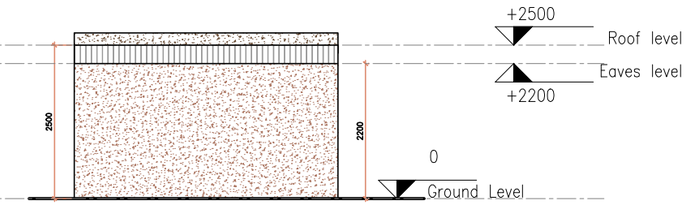

20 EXISTING SW SIDE ELEVATION EXISTING OUTBUILDING

SCALE 1:100 @ A3

SCALE 1:100 @ A3

Existing walls

Proposed walls

General Notes:

1. Scale this drawing according to the scale bar.
2. All dimensions are in millimeters unless otherwise stated.
3. Drawing based on survey information by others.
4. Contractors are not to scale dimensions from this drawings.
5. Contractors are to check all dimensions prior to commencement on site and notify the architect of any errors, omissions, or discrepancies.
6. SA Maintenance retain copyright of this drawing. It may not be copied, altered or reproduced in any way without their written authority.

PRINT SIZE: A3

Installation & Maintenance

DOMESTIC & COMMERCIAL

07956021110, 07710677979

planning@samaintenance.co.uk

www.samaintenance.co.uk

Rev	Description	Date

CODE	SUITABILITY DESCRIPTION
STATUS	PURPOSE OF ISSUE

PROJECT

FIRST FLOOR SIDE EXTENSION & SINGLE STORY OUTBUILDING

Project ADDRESS

22 Chester Road, Sidcup, Kent DA15 8SG

TITLE

EXISTING PLANS AND ELEVATIONS FOR EXISTING REAR OUTBUILDING

CLIENT

A K M A ZOHIR

DRAWN BY	CHECKED BY	DATE 19/01/24
SCALE (@ A3) 1:100	PROJECT NUMBER SA19-08TH	
DRAWING NUMBER SA19-08TH-11		REV 00