












Walsall Street



Legend:

-  Foul Access Chamber
-  Foul Drain (Diameter and gradient as noted)
-  Existing Public Sewer
-  Surface Water Access Chamber
-  Surface Water Drain (Diameter and gradient as noted)
-  Geocellular Attenuation Tank
-  Hydrobrake flow control chamber
-  1200mmØ Adoptable manhole
-  Site Boundary

| Rev | Date | Description | Initial |
|-----|------|-------------|---------|
| | | | |



Keresley Engineering Services Ltd.
 48 Fentham Road, Hampton-in-Arden, Solihull, B92 0AY
 T: 02477 360 115
 E: chris@keresleyengineering.co.uk

Keresley Engineering Services © 2024. All rights reserved.

| | |
|-----------------|------------------------------|
| Site: | 9a Walsall St, West Bromwich |
| Client: | Highbury Design |
| Drawing Title: | Indicative Drainage Layout |
| Status: | For Approval |
| Drawing Number: | K273/PD/2000 |
| Drawn By: | CB |
| Date: | Feb 2024 |
| Scale @ A1: | 1:200 |
| Revision: | - |