

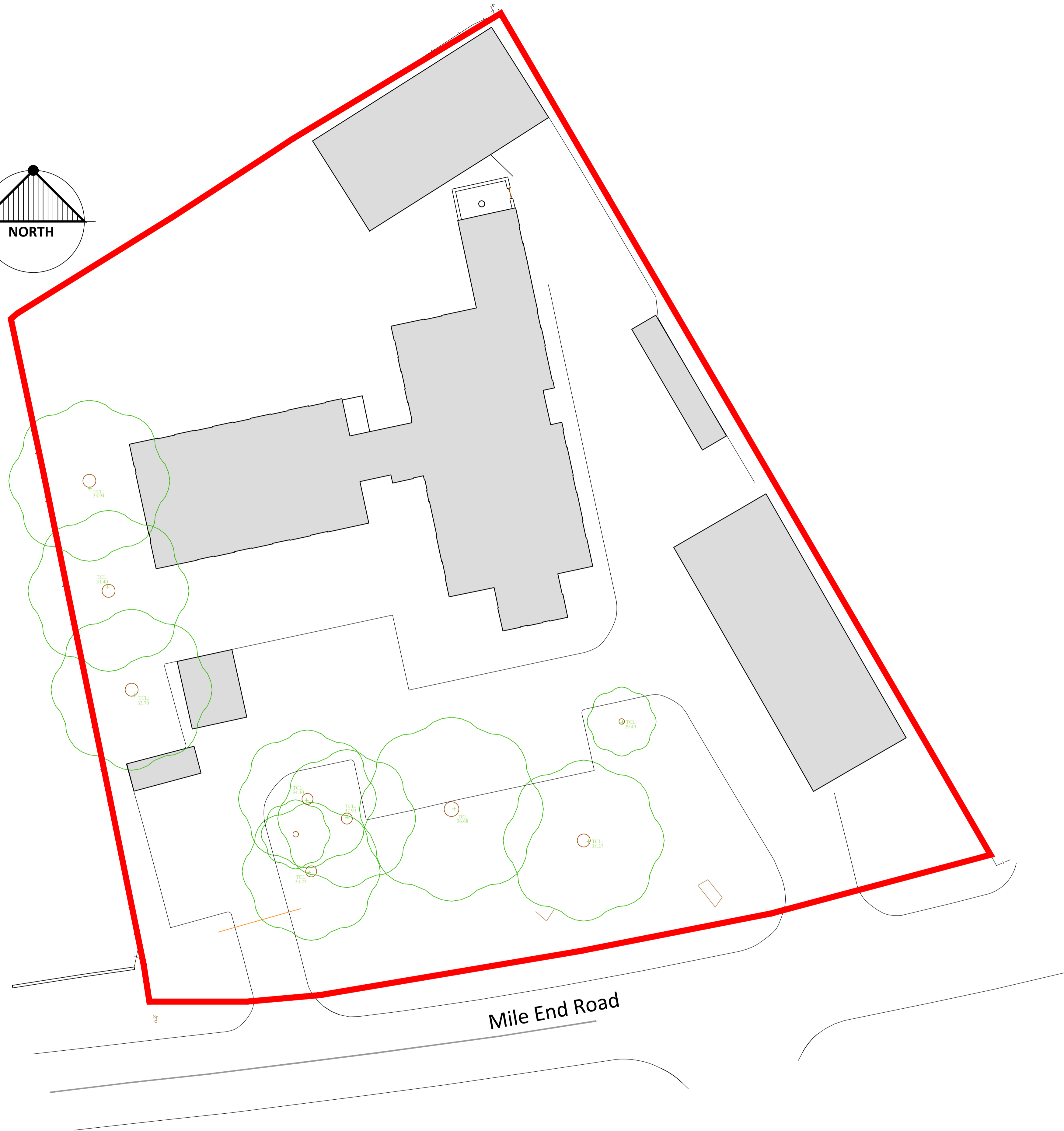
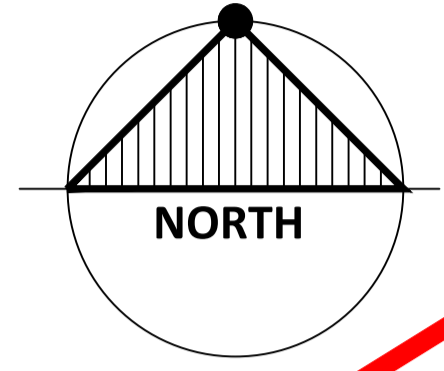


KEY

-  Hatch denotes the extent of existing buildings on the site.
-  Hatch denotes the extent of site boundary.



Mile End Road

1.0	First Issue	10.02.23
rev	notes	date



Meller,
The Lace Mill,
42 - 44 Derby Road,
Draycott, Derby,
DE72 3NJ
Tel: 01509 670036
Website: www.mellerltd.co.uk



This drawing and its contents, on paper and as the originating data file, remain the copyright of Meller Ltd © meller 2018
Do not scale from this drawing - use stated levels and dimensions only. If in doubt contact meller ltd.

client	Radford Holding	created	Dec 2022
project	Park House Industrial Units	Drawn by	-
checked by	-	scale	1:200 @ A1
title	Existing Site Plan		

job N°	220301	drawing N°	002	rev	1.0	status	Planning
--------	--------	------------	-----	-----	-----	--------	----------

01 Existing Site Plan
002 SCALE 1:200

