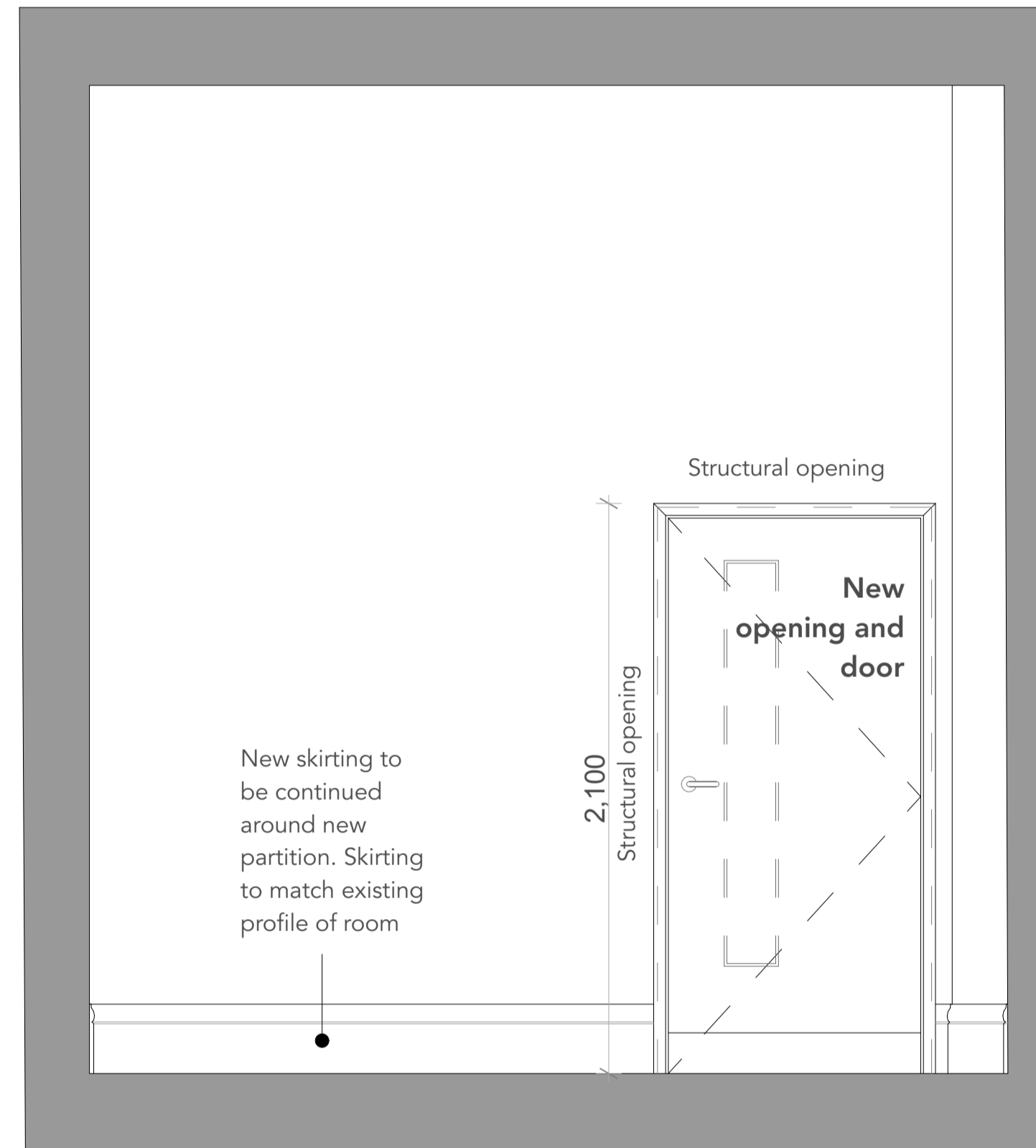
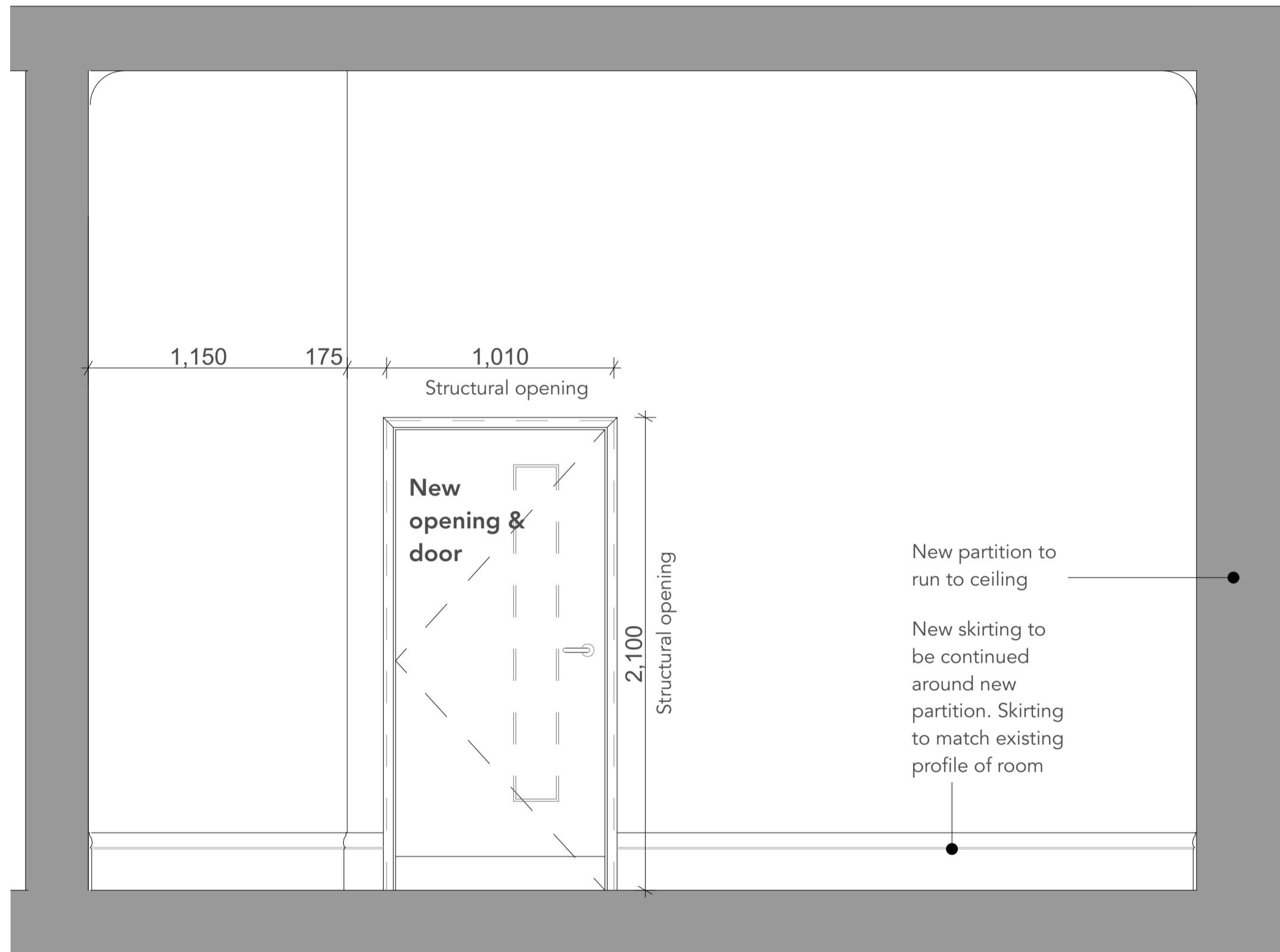


NOTES:
 THIS DRAWING IS FOR INFORMATION PURPOSES.
 DIMENSIONS AND SETTING OUT MUST BE CHECKED BY CONTRACTOR PRIOR TO ANY WORKS COMMENCING ON SITE. DO NOT SCALE FROM DRAWINGS AS HOLLOWAY FOO ASSOCIATES CANNOT ACCEPT RESPONSIBILITY FOR SCALED DRAWINGS.
 NOTE - SETTING OUT AND CO-ORDINATION TO BE CHECKED BY CONTRACTOR PRIOR TO ANY WORKS COMMENCING (IN PARTICULAR SEAMLESS JOINT BETWEEN EXISTING AND NEW FLOOR LEVELS AND ROOF TO BE CHECKED) AND DISCREPANCIES BOUGHT TO THE ATTENTION OF THE ARCHITECT AND CA PRIOR TO ANY ORDERS BEING PLACED, AND WORK EXECUTED.
 THE COPYRIGHT OF THIS DRAWINGS AND THE INFORMATION IT DEPICTS REMAINS FIRMLY WITH HOLLOWAY FOO ARCHITECTS
 This drawing and the articles shown are protected by the laws of copyright, unregistered design right, design registration and patents. No reproduction of the drawing or the articles shown may be made without prior written permission of Holloway Foo Associated Ltd. ALL RIGHTS RESERVED Holloway Foo Associates Ltd.



ELEVATION 6: Internal elevation

ELEVATION 7: Internal elevation



REV	DESCRIPTION	DATE	CKD
A	Flooring amended following client comment	07/02/2024	CH
B	Scale Bar and North point added	20/02/2024	CH

**Sligo House, 2 Wellington Road,
 Cheltenham, Gloucestershire,
 GL52 2DY**

New partitions and finishes


Drawing no.	Revision	Scale
262_AP_404	B	1:50, 1:20 @ A1

holloway foo
 architects

Holloway Foo Architects
 2nd Floor, 3 Brindleyplace
 Birmingham, B1 1JB

T :: 0121 231 7330

www.hollowayfoo.com



1110 Rivau Nature

Design : Wood
 Product format : Rolls
 Size : 25 lm x 2 m
 NCS : 4010-Y30R
 LRV : 25.5
 Welding rod : 05852481

Figure 3 – Polyflor Expona Flow vinyl sheet flooring, colour: Moleskin