

NOTES:
 THIS DRAWING IS FOR INFORMATION PURPOSES.
 DIMENSIONS AND SETTING OUT MUST BE CHECKED BY CONTRACTOR PRIOR TO ANY WORKS COMMENCING ON SITE. DO NOT SCALE FROM DRAWINGS AS HOLLOWAY FOO ASSOCIATES CANNOT ACCEPT RESPONSIBILITY FOR SCALED DRAWINGS.
 NOTE - SETTING OUT AND CO-ORDINATION TO BE CHECKED BY CONTRACTOR PRIOR TO ANY WORKS COMMENCING (IN PARTICULAR SEAMLESS JOINT BETWEEN EXISTING AND NEW FLOOR LEVELS AND ROOF TO BE CHECKED) AND DISCREPANCIES BOUGHT TO THE ATTENTION OF THE ARCHITECT AND CA PRIOR TO ANY ORDERS BEING PLACED, AND WORK EXECUTED.
 THE COPYRIGHT OF THIS DRAWINGS AND THE INFORMATION IT DEPICTS REMAINS FIRMLY WITH HOLLOWAY FOO ARCHITECTS
 This drawing and the articles shown are protected by the laws of copyright, unregistered design right, design registration and patents. No reproduction of the drawing or the articles shown may be made without prior written permission of Holloway Foo Associated Ltd. ALL RIGHTS RESERVED Holloway Foo Associates Ltd.




Photos from room 4



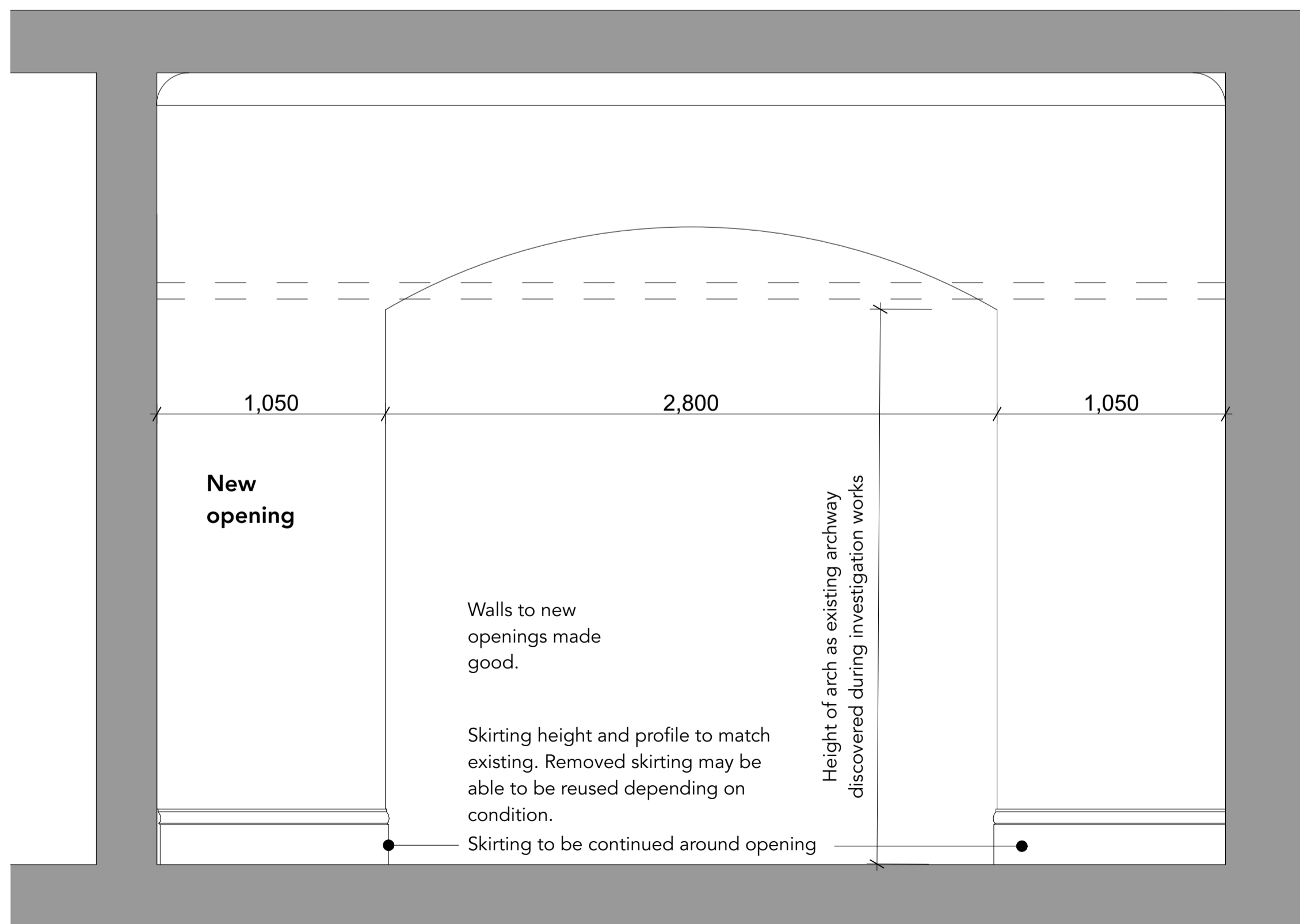
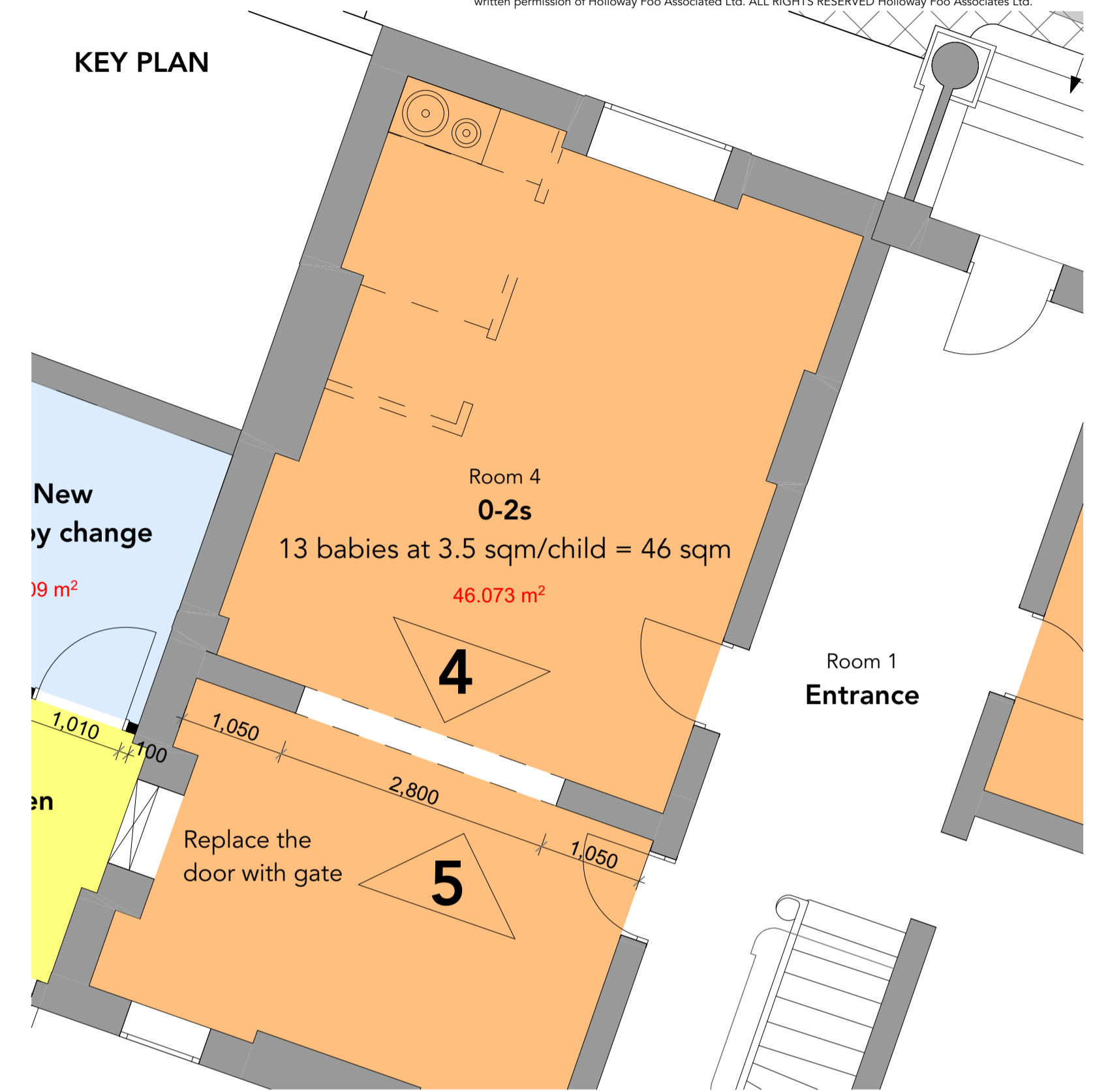
Photos from room next door



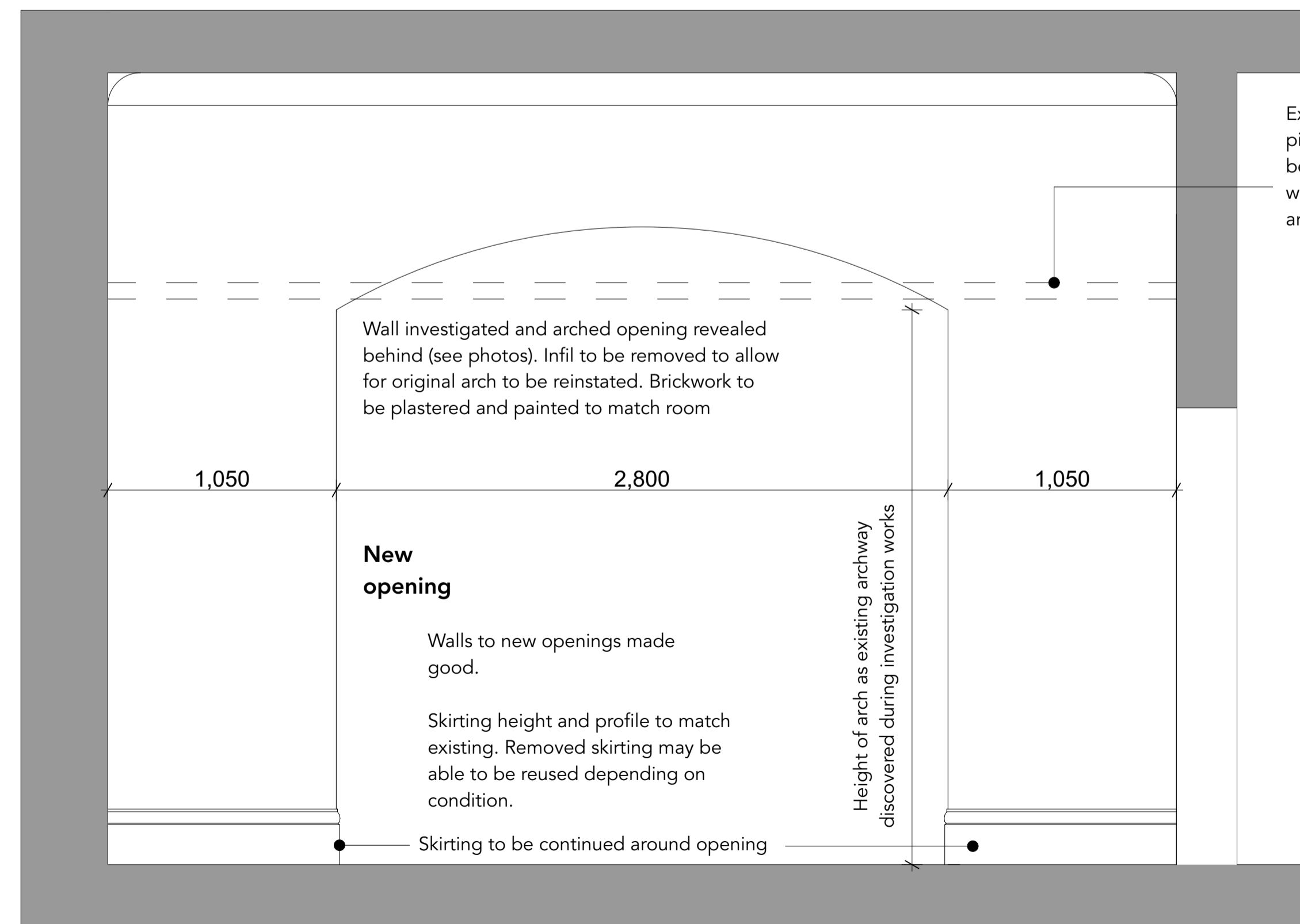
Existing Archway revealed behind plaster



Existing typical torus profiled skirting. All new skirting to match existing in height & profile



ELEVATION 4: Internal elevation of Room 4, Ground Floor



ELEVATION 5: Internal elevation of room next door



REV	DESCRIPTION	DATE	CKD
A	Details and dimensions added	06/02/2024	CH
B	Scale Bar and North point added	20/02/2024	CH

**Sligo House, 2 Wellington Road,
 Cheltenham, Gloucestershire,
 GL52 2DY**

Internal elevations sheet 3

Drawing no. 262_AP_402	Revision B	Scale 1:50, 1:20 @ A1
----------------------------------	----------------------	-----------------------------



Holloway Foo Architects
 2nd Floor, 3 Brindleyplace
 Birmingham, B1 1JB

T :: 0121 231 7330

www.hollowayfoo.com