


Main House - PHASE 2

Scale: 1:100



Existing Ground Floor Plan

Scale: 1:100



The Hollies - Specialist Care Service:

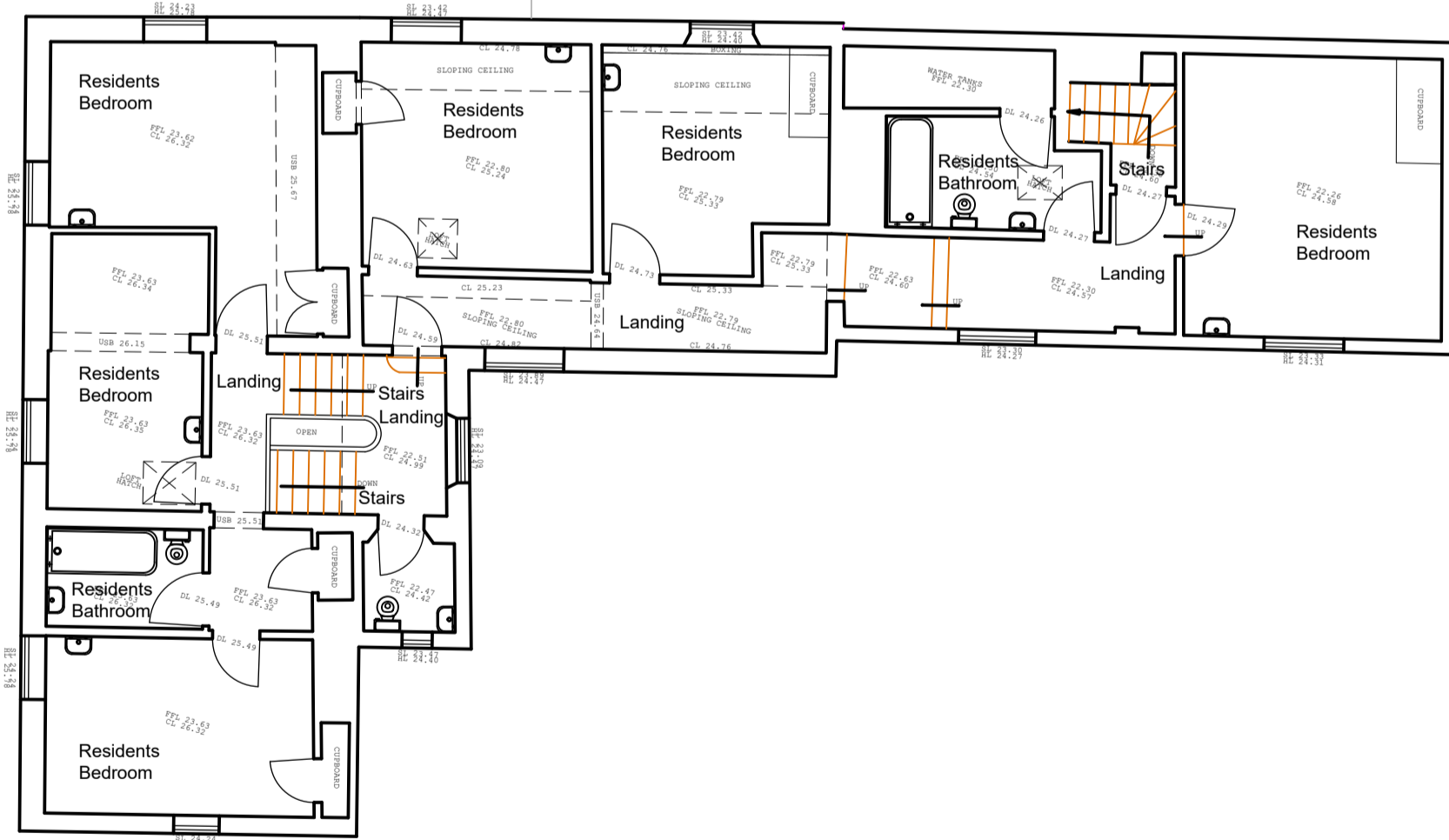
Registered for a maximum of twenty four (24) service users.

Current Service user bedrooms twenty four (24)

Proposed Service user bedrooms twenty four (24)

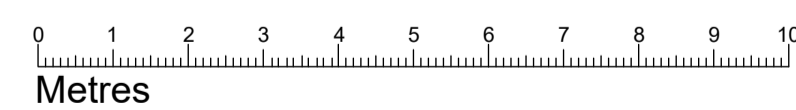
For Clarity: No Change to service or number of bedrooms or service users proposed.

Existing Roof:
Various forms of pantile; felt flat; felt pitched; steel profiled roof coverings - Condition generally poor and leaking



Existing First Floor Plan

Scale: 1:100



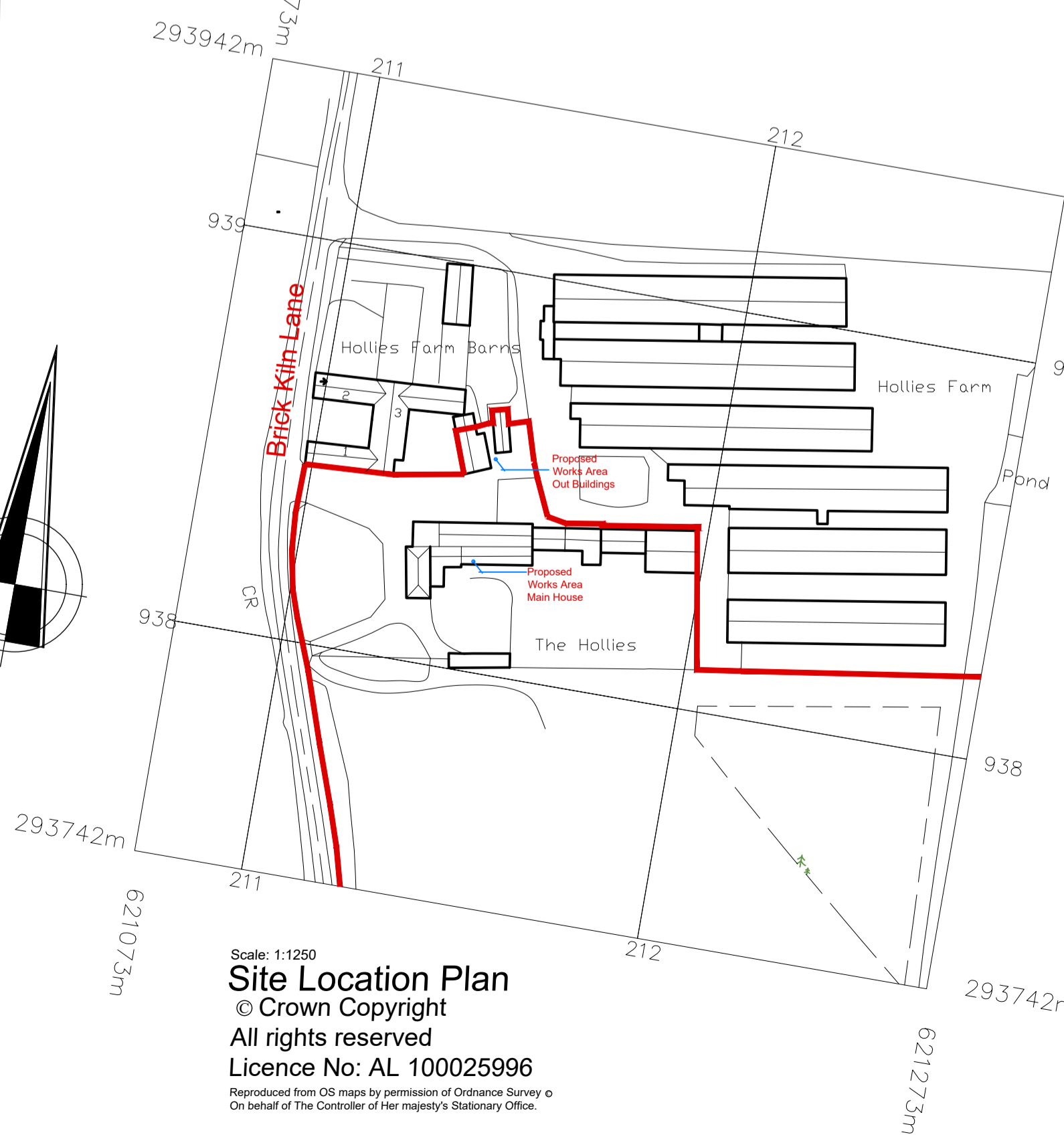


Out Buildings - PHASE 1

Scale: 1:100



Existing Ground Floor Plan

Scale: 1:100



Scale: 1:1250
Site Location Plan
© Crown Copyright
All rights reserved
Licence No: AL 100025996
Reproduced from OS maps by permission of Ordnance Survey on behalf of The Controller of Her Majesty's Stationary Office

Revisions:	
Dated:	Description:
A	
B	
C	

The Hollies
Brick Kiln Lane
Morningthorpe
Norwich
NR15 2LH

Client: Eastern Healthcare Ltd

Existing Floor Plans
& Location Plan

Drawing no: 2649.20.2

Date: January 2024
Scale: 1:1250; 1:100

Ian Garrett

Building Design and
Surveying Consultants

Ian Garrett Building Design Limited
The Store,
Oakwood Mews
LOWESTOFT,
Suffolk,
NR32 2LS.

T: 01502-611821
E: ian@garrettdesign.co.uk
W: www.garrettdesign.co.uk

Company Reg no. 07140861

Notes:

This drawing and any design shown upon it are the exclusive copyright of Ian Garrett Building Design Limited, UK. No other person may use this design for any purpose, without prior written permission or discharge being received from in a written form from Ian Garrett Building Design Limited, UK the copyright holder.

This drawing shall not be scaled, check all site dimensions & from fixed positions. Use dimensions on the plans in preference. This drawing has been prepared for planning or building regulation purposes only, & thus shall not be regarded as a fully working drawing. All dimensions, levels, foundations, ground conditions, drains, heights, DPC & DPH together with complete drawing shall be checked and agreed prior to any manufacture of any component.

All work, workmanship & materials are to comply with the current & applicable BS Code of Practice, building regulations. Check planning conditions that may be relevant to the application. This drawing shall be read in conjunction with the specifications, engineers designs, details that may be supplied to assist.

Any changes to the design or specifications, shall need to be agreed with the Local Authority planning & building control departments. Changes could compromise the design requirements. Note the need for compliance with the CDM Regulations 2015 on all projects, Domestic & Business operations need to be considered. No alterations to the drawings or specifications shown may be undertaken other than by Ian Garrett Building Design Limited the copyright holder.