



SHEERLINE[®]
ALUMINIUM WINDOWS AND DOORS

Prestige
range



Stylish, warm aluminium built on innovation

Prestige
range

Transform your home with our stylish aluminium windows and doors

Choosing the right aluminium windows for your home is an important decision. An investment that makes a real difference to how warm and secure you feel, as well as improving the look of your property. That is why we have carefully designed the Prestige window and door system to combine stylish looks with the latest technical innovation. Building on years of experience, we've incorporated many unique features to create an incredibly thermally efficient, secure system, with unparalleled aesthetic appeal, that's available in a wide range of colours.

Exceptional thermal performance combined with refined looks

Designed for discerning homeowners that aren't willing to compromise, the Prestige range is tailored for those who demand more for their homes. Built around our innovative Thermavic® multi-chamber thermal break, we use a patented, strong and durable construction method, enabling us to hand tune each corner, ensuring every single window and door is finished to the highest standards.





High quality, innovative and versatile, Sheerline lets light flood in to open up interiors

Each Prestige installation is individually tailored to the exact requirements of your property. A range of different outer frame sizes accommodate different plaster lines and window reveals - ensuring a perfect, neat finish. Our versatile 72 - 80mm wide system is

available in casement, French and fixed windows and has been designed to be sympathetic to the modern trend for light, airy interiors. Using slim sashes allows more light to flood into your home, helping create that important sense of space and tranquillity.



Thermavic® technology helps keep you and your home snug and warm

Prestige combines aluminium's clean lines with exceptional thermal performance for up to an A+ Window Energy Rating.* Our innovative Thermavic® multi-chamber thermal design, hidden away inside each window and door, helps keep you and your property well insulated against the worst of the UK weather. This closed-cell, insulating chamber acts as a thermal break and works in conjunction with high performance glazing to create class leading thermal performance, far superior to traditional polyamide thermal breaks. Sheerline's cills also feature this same technology coupled with innovative in-built weather sealing keeping draughts and rain safely outside.

1.3 U-value

W/(m²K)
Double glazed

Thermal transmittance, also known as a U-value, measures the rate of transfer of heat. The better-insulated a window is, the lower the U-value will be.

0.9 U-value

W/(m²K)
Triple glazed

Available with up to 44mm triple glazing for the ultimate thermal performance. Triple glazing can also provide exceptional acoustic dampening to block out unwanted noise.

*A+ WER (Window Energy Rating) achievable with triple glazing, A WER with double glazing.





With exceptional security built into every window and door

Our patented† corner jointing method creates exceptionally strong frames, maximising the inherent strength of Sheerline's aluminium construction. A full depth eurogroove also enables us to offer the latest high security, multipoint locking - helping keep you and your home safe and secure. Additional features like unique hinge protectors also help create exceptional

levels of security. Prestige's clever integrated design also ensures both window and door lock cases are fully enclosed, meaning they don't break through into the glazing, or beading areas - which could weaken the integrity of the frame. So if you are looking for extra peace of mind as standard - then we have you covered.



†Patent registration number: GB2569209 *Subject to product type and hardware specification.

Perfect for making an entrance

The Prestige system covers both single and French doors, so you can be sure of finding the perfect entrance for your home. All styles are offered with Part M compliant, thermally broken aluminium thresholds, ensuring there's no weak point in the thermal performance of your door and helping prevent condensation build-up. Continuing the high end aesthetics, no fixings are visible in the threshold, and designs follow the same clean, refined looks of our windows.





With great looks from every angle - due to our unique construction method



With sightlines starting as slim as 88mm, Prestige windows and doors help maximise the daylight entering your home, with crisp aluminium detailing creating a refined and architectural look. While our patented construction method – using threaded screws to bind corners tightly together – helps eliminate misaligned corner

issues that can occur on ordinary aluminium frames. This allows each Sheerline window to be individually hand tuned to perfection. Leaving you with the perfect balance of understated refinement coupled to exacting quality standards, where no detail's overlooked. Creating consistent aesthetics across every Sheerline window and door.

Created from one of the most sustainable materials on the planet

Made from the most recycled and abundant metal in the Earth's crust and produced in the most energy efficient aluminium window facility in the UK, all Sheerline products are manufactured in the most sustainable way possible. Our state-of-the-art, energy efficient SMS HYBREX press delivers energy savings of up to 55% compared to

traditional presses. The design of our systems also vastly reduces fabrication waste, minimising the unnecessary consumption of raw material and helping reduce your window and door's carbon footprint. This coupled to the high level of energy efficiency built into every Sheerline product helps build towards a greener future for all.



75%

Did you know 75% of the aluminium produced is still in use, thanks to its durability and highly efficient recycling processes.









All available in a range of colours and finishes to suit every home

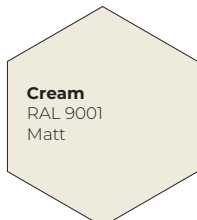
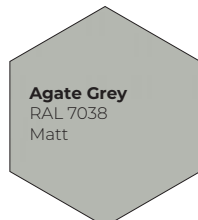
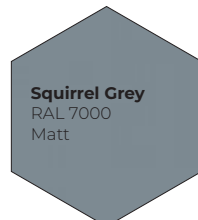


Our Prestige range of windows and doors are available in nine powder coated colours, with the option of choosing a different colour for the

interior to help you find the look that is perfect for your property. A further three anodised finishes are available for the ultimate durable and stylish finish.

TRADITIONAL COLOURS

 <p>Pure White 9010 Matt</p>	 <p>Hipca Gloss White 9910 Gloss</p>	 <p>Anthracite Grey 7016 Matt</p>	 <p>Jet Black 9005 Matt</p>
---	---	--	--

CHARACTER PREMIUM COLOURS

 <p>Cream RAL 9001 Matt</p>	 <p>Agate Grey RAL 7038 Matt</p>	 <p>Squirrel Grey RAL 7000 Matt</p>	 <p>Pastel Turquoise RAL 6034 Matt</p>	 <p>Chocolate Brown RAL 8017 Matt</p>
---	--	---	--	---

PARAGON ANODISED FINISH

 <p>Natural Silver Anodised</p>	 <p>Mid Bronze Anodised</p>	 <p>Black Anodised</p>
---	---	--

Please note; due to the nature of the manufacturing process and the differences in the methods used to represent these colours in print we cannot guarantee an exact colour match with the colours shown. The RAL colour references are also provided as a guide only.

With a choice of traditional or contemporary styling

Sheerline aluminium windows are available in a choice of two opening sash styles; 'Stepped' – inspired by traditional steel windows – and 'Contemporary' with a more modern minimalist aesthetic. Both styles are available in either our standard outer frame, or as a 'Flush' option that brings both the perimeter and the opening sash perfectly in-line with each other. We are happy to offer advice about which will complement your home's style perfectly if required.





Proudly designed and manufactured in the heart of the UK

We are on a mission to transform what customers expect from aluminium windows and doors. From design and testing, to the manufacture of every major component at our state-of-the-art facilities, we are passionate about each element that goes into producing every Sheerline product. Delivering windows and doors that operate, perform and look exceptional, keeping you warm and secure for many years to come.



An integrated approach - across all our systems

With a shared design philosophy, and built around the same ingenious and unique engineering principles, Sheerline's various systems are designed to be used seamlessly together. So rest assured, safe in the knowledge that aesthetics, colours, styles and sightlines will match perfectly across your home.



Classic range

With ultra slim 59mm sightlines the Classic window system is an ideal replacement for traditional steel windows, or for ultra-modern renovations and extensions.

