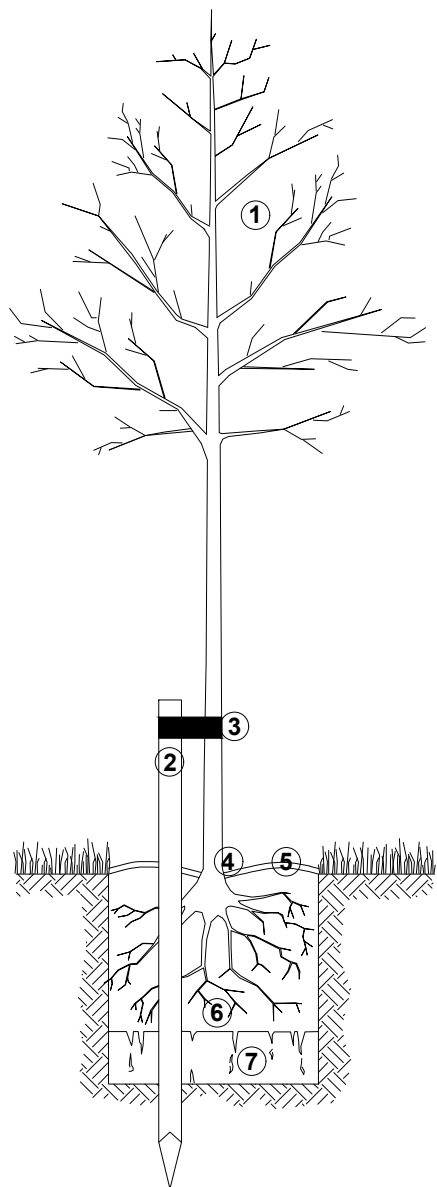


1

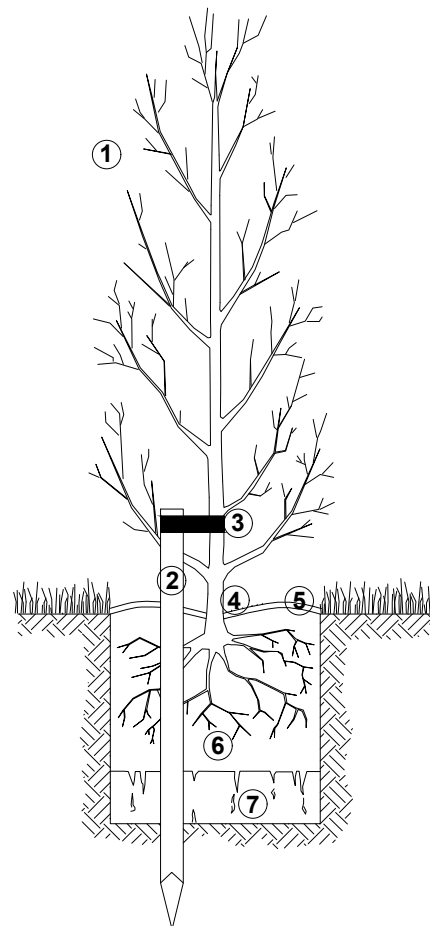
STANDARD TREE 250-300cm HIGH



- ① Standard trees shall be 250-300cm high with a minimum girth of 8-10cm. The trees shall conform to BS 3936 Part 1 and shall have a well defined clear upright stem of 100-150cm. The root shall be adequate size in relation to crown
- ② The stake shall be peeled larch or chestnut previously treated with tanalith wood preservative to BS 1282. The stake shall have a minimum diameter of 65mm and shall project 500mm above finished ground level. Before planting it shall be driven a minimum of 300mm into firm ground below the excavated tree pit or as necessary to secure the tree. The stake shall be positioned to avoid disturbance to the root system. If necessary stakes are to be angled at 45° and driven 300mm into the ground (away from the prevailing wind).
- ③ Trees shall be securely tied by adjustable reinforced rubber bottle ties with spacers positioned to prevent any abrasion between stake and tree. Tree ties shall not be positioned more than 50mm below top of stake.
- ④ Soil level at nursery to be marked. Plant tree at depth to match this level. Allow for watering hollow.
- ⑤ Top dress with 75mm settled depth of mulch as specified.
- ⑥ Tree pit 600x600x450mm deep. Sides of pit loosened with fork prior to planting. Back fill with a mix of topsoil (to BS 3882) and 25 litres of peat free organic planting compost with a pH of 6.5-7.5 Incorporate slow release fertiliser tablets (15+9+9NPK) at the rate of 5 x15g tablets per pit.
- ⑦ Break up bottom of pit to a depth of 150mm.

2

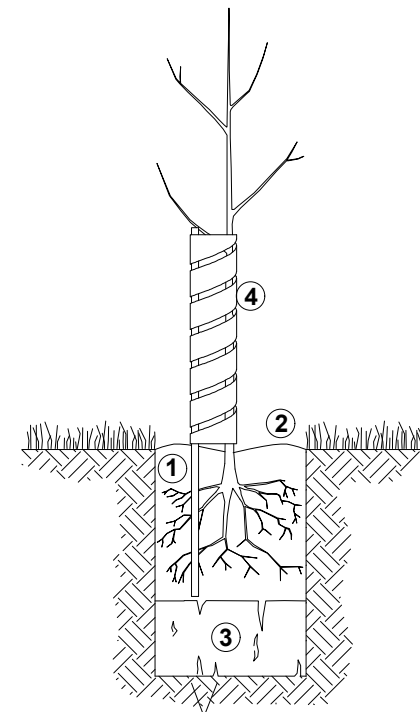
FEATHERED TREE 200-250cm HIGH



- ① Feathered trees shall be 200-250cm high. The trees shall conform to BS 3936:Part 1 and shall have well defined, upright central stem with evenly spread lateral shoots. The root system shall be adequate size in relation to the crown (10 litres pot if container grown).
- ② The stake shall be peeled larch or chestnut previously treated with tanalith wood preservative to BS 1282. The stake shall have a minimum diameter of 65mm and shall project 500mm above finished ground level. Before planting it shall be driven a minimum of 300mm into firm ground below the excavated tree pit or as necessary to secure the tree. The stake shall be positioned to avoid disturbance to the root system. If necessary stakes are to be angled at 45° and driven 300mm into the ground (away from the prevailing wind).
- ③ Trees shall be securely tied by adjustable reinforced rubber bottle ties with spacers positioned to prevent any abrasion between stake and tree. Tree ties shall not be positioned more than 20mm below top of stake.
- ④ Soil level at nursery to be marked. Plant tree at depth to match this level. Allow for watering hollow.
- ⑤ Top dress with 75mm settled depth of mulch as specified.
- ⑥ Tree pit 600x600x450mm deep. Sides of pit loosened with fork prior to planting. Back fill with a mix of topsoil (to BS 3882) and 20 litres of peat free organic planting compost with a pH of 6.5-7.5 Incorporate slow release fertiliser tablets (15+9+9NPK) at the rate of 4 x15g tablets per pit.
- ⑦ Break up bottom of pit to a depth of 150mm.

3

NATIVE WOODLAND MIX



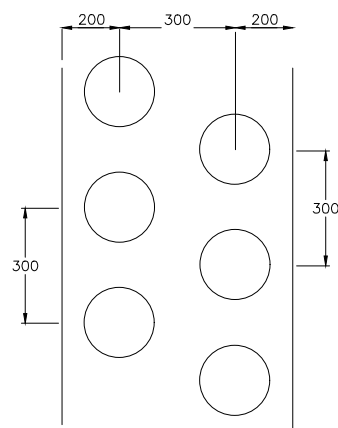
- The age and height shall be to BS 3936 Part 1
- Whips shall be a BR 1+1 and a minimum height of 60-80cm.
- Plants shall be staked with a single 4' cane 22/24mm diameter, hammered a minimum of 400mm below ground.
- ① Tree pit 300x300x300mm deep. Sides of pit loosened with fork prior to planting. Backfill with a mix of topsoil (to BS 3882) and 10 litres of peat free organic planting compost with a pH of 6.5-7.5 Incorporate slow release fertiliser tablets (15+9+9NPK) at the rate of 2 x15g tablets per pit.
 - ② Soil level at nursery to be marked. Plant tree at a depth to match this level. Allow for watering hollow.
 - ③ Break up bottom of pit to a depth of 150mm.
 - ④ 100% recycled & recyclable tree shelter 600mm length 50mm diameter. (Tubex Easywrap Tree Shelter or similar)

4

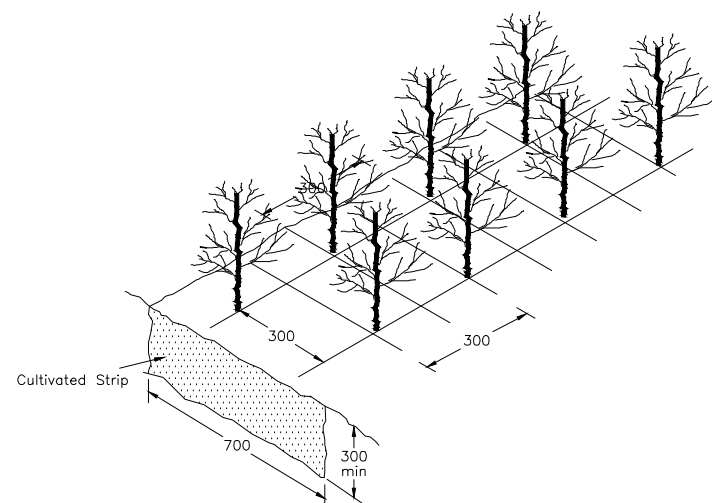
MIXED NATIVE HEDGEROW PLANTING

Double Staggered Row (300mm between rows)
Plants 300mm apart (Total 7 Plants per linear metre)

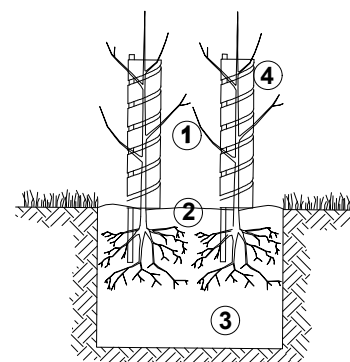
PLAN



PLANTING METHOD & SPACING



SECTION



- ① Container shrubs /transplants as specified.
- ② Soil level at nursery to be marked. Plant transplant at a depth to match this level. Allow for watering hollow.
- ③ Planting trench 700mm wide x 300mm deep, minimum. Sides of pit loosened with fork prior to planting. Backfill with a mix of 2 parts topsoil to BS3882:2015 and 1 part peat free organic planting compost containing trace elements. The compost shall have a pH of 6.5-7.5 and shall include a slow release fertiliser (16+10+10 NPK) at the rate of 60g per sqm.
- ④ 100% recycled & recyclable tree shelter 600mm length 50mm diameter. (Tubex Easywrap Tree Shelter or similar)

Client Conrad Energy Limited				
Project Synchronous Condenser, Yaxley S73 Application (Single Condenser)				
Drawing Title Planting Specifications				
Created by CL	Reviewer NR	Sheet Size A3	Scale NTS	Date Created 01.09.23
Drawing Nr. 059-12-04 (S73)				Revision A
DRaW (UK) Ltd Morwick Hall York Road Leeds LS15 4TA t: 0113 8232871 www.draw-ltd.com				