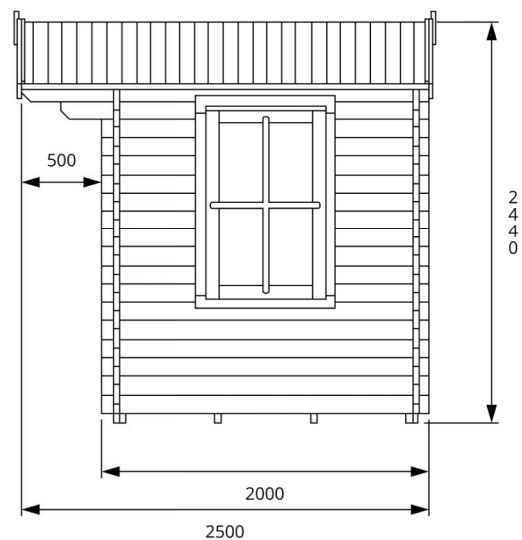
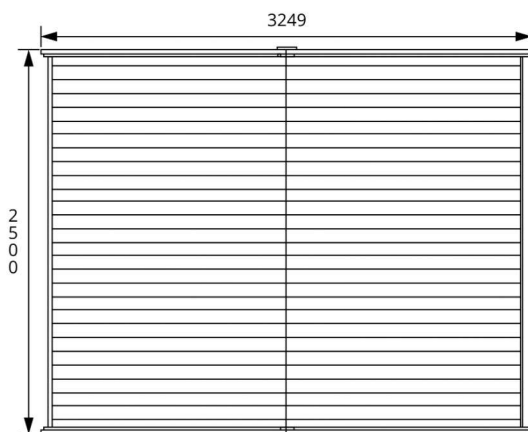
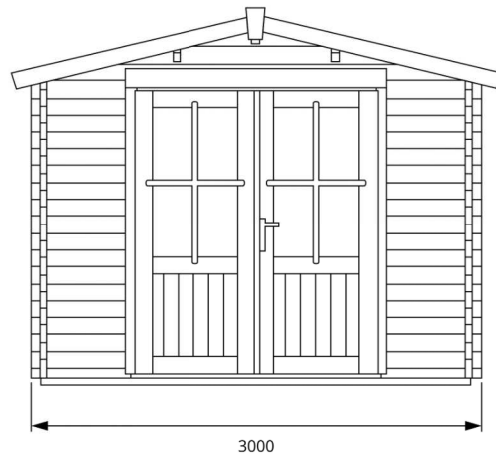




# Avon Log Cabin

## W3m x D2m



## Specification

- Overall External Dimensions: 3.24m x 2.50m (10' 7" x 8' 2")
- External Width: 3.00m (9' 10")
- External Depth: 2.00m (6' 6")
- Internal Width: 2.80m (9' 2")
- Internal Depth: 1.80m (5' 10")
- Internal Area (m<sup>2</sup>): 5.06m<sup>2</sup>
- Ridge Height: 2.45m (8' 0")
- Internal Eaves Height: 2.02m (6' 7")
- Wall U-Value: 2.59 W/m<sup>2</sup>k
- Roof Overhang: 0.50m (1' 7")
- Roof Style: Traditional
- Roof & Floor Thickness: 19mm Tongue and Groove
- Floor Bearers: Pressure Treated
- Storm Braces: Included
- Door Locking System: Industry Leading 4 Point Lock - 2 Cams, Latch & Hook Bolt
- Door Height (Including Frame): 2.02m (6' 7")
- Door Height (Walkthrough Height): 1.88m (6' 2")
- Door Width (Walkthrough Width): 1.55m (5' 1")
- Window Locking System: Multi Point with Mushroom Headed Espagnolettes
- Window Opening Size: 0.66m x 1.08m (2' 1" x 3' 6")
- Glazing Material: 4mm Toughened Glass
- Glazing Options: Single Glazing
- Ventilation: 2 Plastic Vents Included
- Approx. Assembly Time: 1 - 2 Days\*

\*This is an approximate time only, based on 2 people. Assembly time may vary depending on season/weather conditions, foundation type, ability of those constructing, etc

