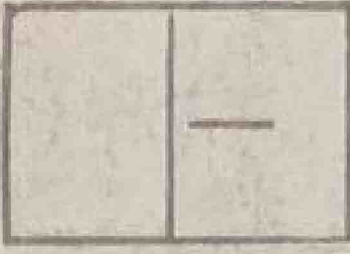
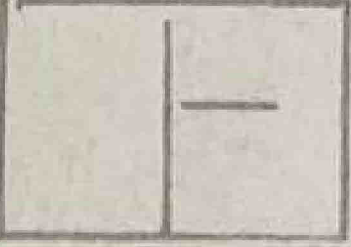
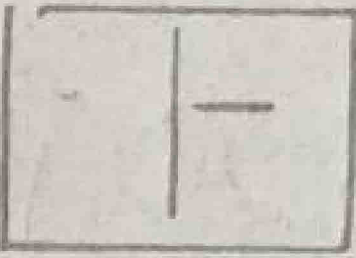


PRODUCT SPECIFICATION

VIEWED FROM INSIDE

Page 3 of 5

Customer	Jennings				Order No	397198				Survey	[Redacted]							
Location/Item No.	Lounge left				Lounge Right 2				Lounge 3									
Customer Note!	510 493				510 493				507 490									
It may not be possible to provide precise transom & mullion break dimensions on site for Georgian or Lead Patterns.																		
Manufacturing sizes	986 x 906				986 x 896				976 x 936									
Input Sizes	W	1020		H	940		W	1020		H	930		W	1010		H	970	
Material Type	Ally				Ally				1020 Ally									
Product Type	S.O.G				S.O.G				S.O.G									
Fire Rated Door																		
Cill Type & Colour																		
Cill Horn																		
Internal Sizes	W	1020		H	940		W	1020		H	930		W	1010		H	970	
Buried Depths	L	R	B	T	L	R	B	T	L	R	B	T	L	R	B	T		
Ground Height			DL	DR			DL	DR			DL	DR			DL	DR		
Coupling Mullions	L	R	B	T	L	R	B	T	L	R	B	T	L	R	B	T		
Frame Extensions	L	R	B	T	L	R	B	T	L	R	B	T	L	R	B	T		
Frame Colour	Out	White		In	Out	L		In	Out	L		In	Out	L		In		
Ventilators																		
Handle Details																		
Window Hinge Type																		
Door Threshold																		
Door Opening																		
Letterplate																		
DD Leaf Colours	Out			In	Out			In	Out			In	Out			In		
SD Leaf Colours	Out			In	Out			In	Out			In	Out			In		
Door Hinge Colour																		
Door Extras	Knocker	Spyhole	Chain		Knocker	Spyhole	Chain		Knocker	Spyhole	Chain		Knocker	Spyhole	Chain			
Glass Pattern																		
Double/Triple Glazing	Single				5				5									
Glass Effect/ADG	clear				clear				clear									
Panel Type																		
WER	A++	<input type="checkbox"/>	A+	<input type="checkbox"/>	A	<input type="checkbox"/>	A++	<input type="checkbox"/>	A+	<input type="checkbox"/>	A	<input type="checkbox"/>	A++	<input type="checkbox"/>	A+	<input type="checkbox"/>	A	<input type="checkbox"/>
	B	<input type="checkbox"/>	B/Reg Compliant	<input checked="" type="checkbox"/>	B	<input type="checkbox"/>	B/Reg Compliant	<input checked="" type="checkbox"/>	B	<input type="checkbox"/>	B/Reg Compliant	<input checked="" type="checkbox"/>	B	<input type="checkbox"/>	B/Reg Compliant	<input checked="" type="checkbox"/>		
Geo/Lead Patterns	W			H	W			H	W			H						
Notes					Cut cable into till LH side				S.O.G will sit on sink									
					1030 If customer to move box													
Aperture Sizes	W			H	W			H	W			H						

Customer's Authorised signature: [Redacted]

Date: 1/12/23