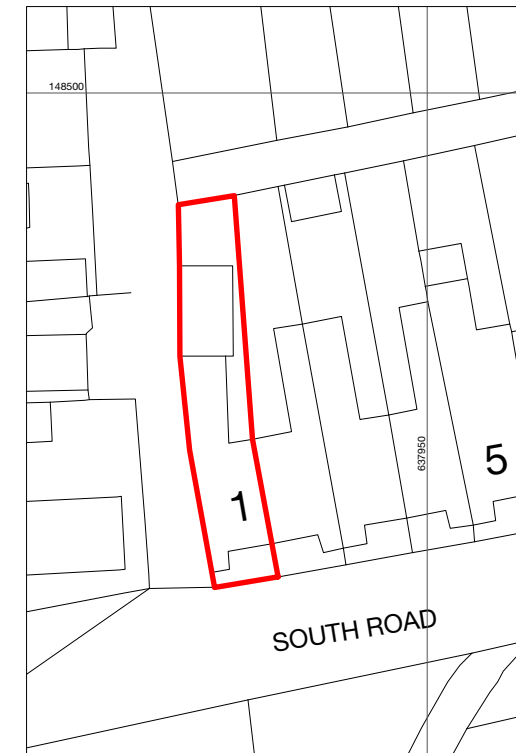
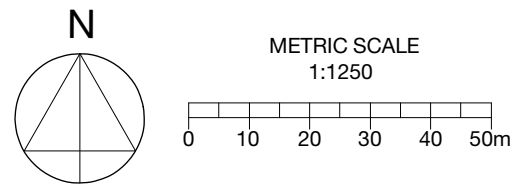
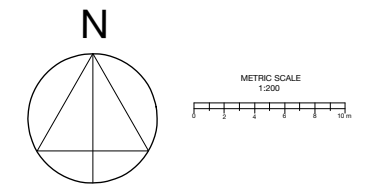


1 **Site Location Plan**  
Scale: 1:1250



2 **Block Plan - Proposed**  
Scale: 1:500



|   |                              |                        |
|---|------------------------------|------------------------|
| Client<br><b>Mr Jonathan More</b>                               |                              |                        |
| Project<br><b>1 South Road, Kingsdown, Kent, CT14 8AQ</b>       |                              |                        |
| Drawing Title<br><b>Site Location and Block Plan - Proposed</b> |                              |                        |
| Date<br><b>16.02.24</b>   | Scale<br><b>Varies@A3</b>    | Drawn By<br><b>TCM</b> |
| Project no.<br><b>2301</b>                                      | Drawing no.<br><b>00-01P</b> | Revision<br><b>PL</b>  |