



Legend:

-  = **Boundary Ownership**
-  = **Existing Footprint**
-  = **Additional Footprint**

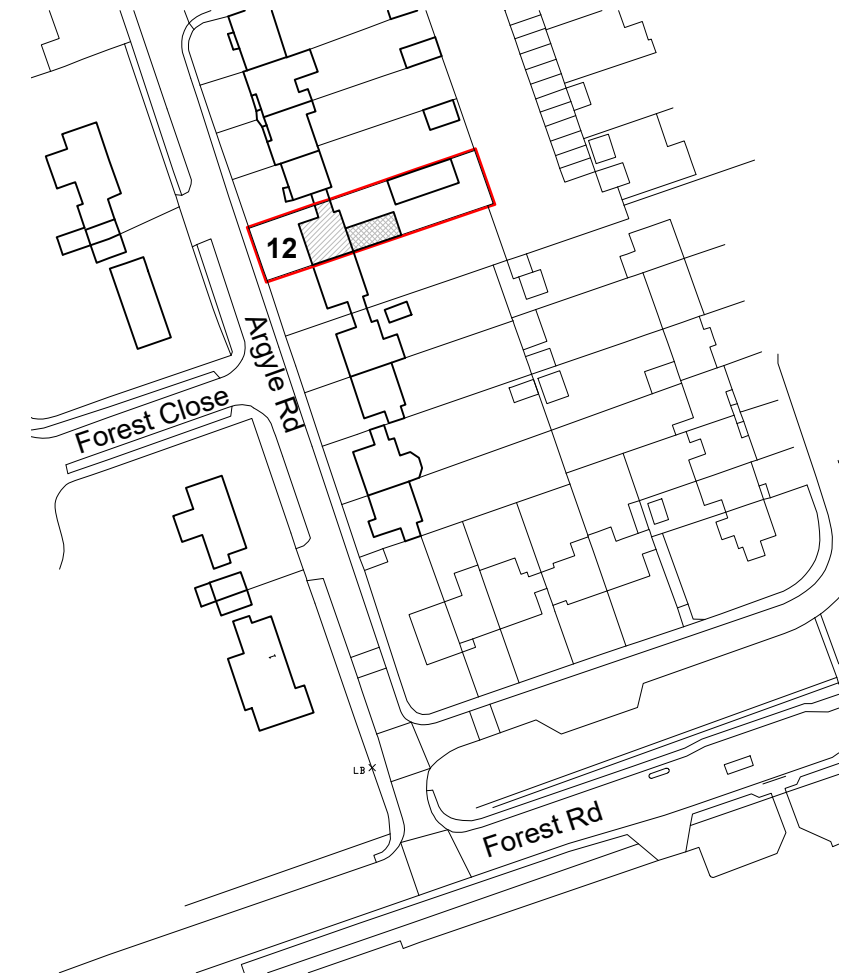
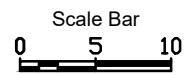
This drawing is the copyright of **Arid design ltd** and may not be altered or reproduced in any way without written permission

Written dimensions to be used at all times. All dimensions to be checked on site by Contractor before commencement of the works.

This drawing is to be read in conjunction with all other relevant Consultants drawings, any discrepancy to be raised prior to commencement.



Block Plan
1:500



Location Plan
1:1250



ARID

DESIGN & MANAGEMENT
Consultants

ARID Design Ltd
Tel: 01983 529895
E-mail: info@arid.uk.com

Rev A: Planning Submission Feb 2024

Client: Mrs Lisa Lowings
Project: Proposed Extension to form annexe at
12 Argyle Rd, Newport, PO30 5SB

Drawing: Location & Block Plan

Dwg No: 349-05 Scale: As Stated @A3

Rev: A Date: Jan 2024