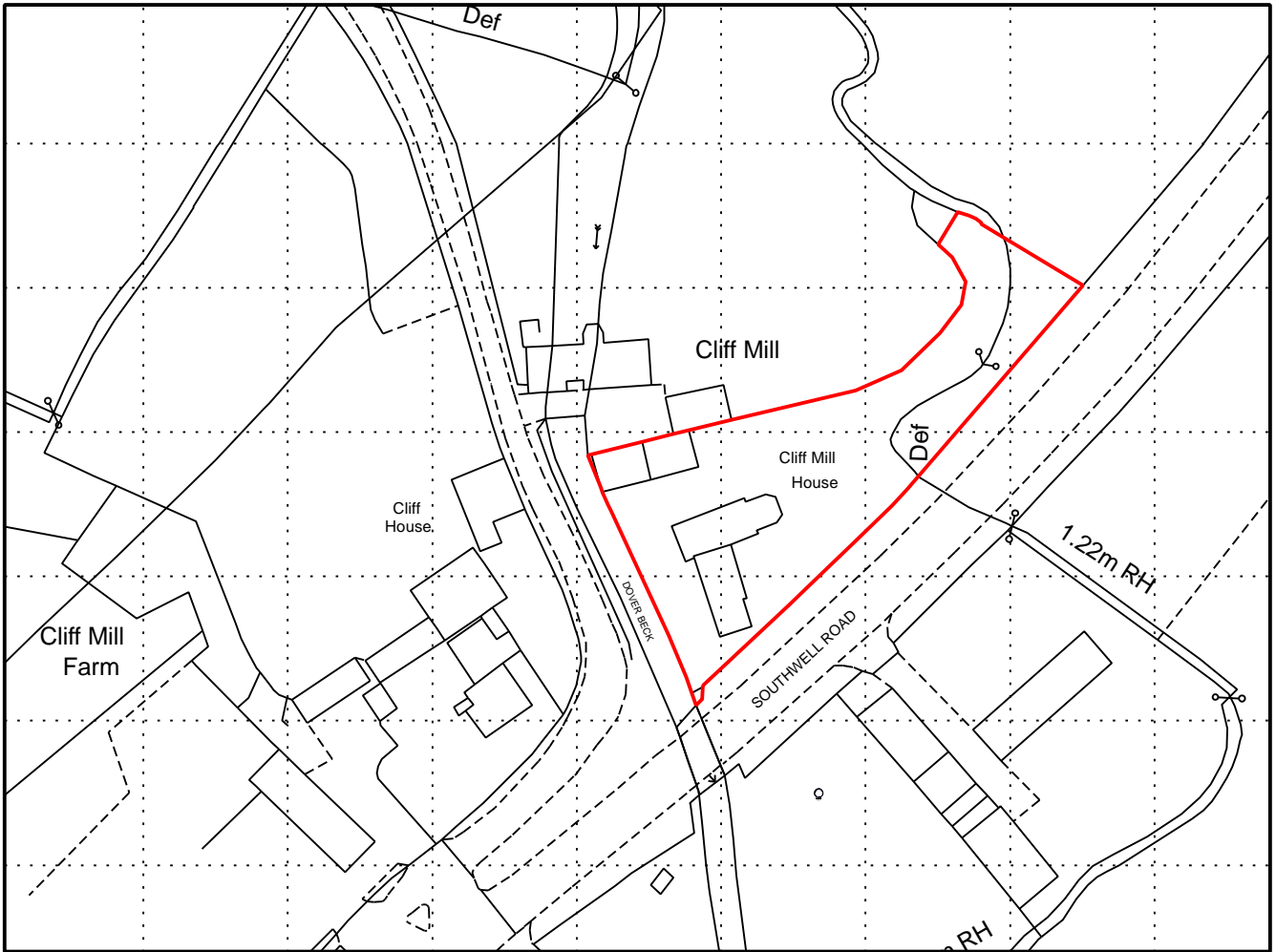


General Notes

1. THIS IS AN A4 DRAWING, IF REPRODUCED IN ANY OTHER FORMAT THE SCALE SHOWN WILL BE INCORRECT
2. Do not scale off this drawing for construction
3. Any ambiguities, omissions and errors on this drawing should be notified immediately to the Architect before the commencement of works on site
4. All dimensions are in millimetres unless otherwise stated
5. All dimensions, unless otherwise indicated, are to the face of unfinished block walls or to the stud face of stud partitions
6. All dimensions are to be checked on site. Any discrepancies are to be notified immediately to the Architect before the commencement of works on site
7. All levels are in meters unless otherwise stated
8. This drawing is to be read in conjunction with all other relevant drawings and specifications for this project



Ordnance Survey © Crown Copyright. All rights reserved. Reference number 100022432


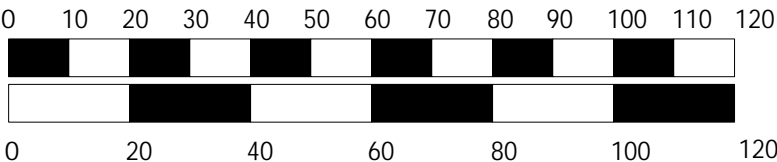
SITE LOCATION

(1:1250)

Date	By	Chck'd	Rev	Description
January 2024		SO		Project
				New Outbuildings
				Cliff Mill House
				Southwell Road
				Lowdham

Job Number **2301** Drawing Title
Site Plans

Drg. No. **S01** Rev. No. - Site Location Plan



RMO Architectural
Architectural Design
PO Box 7988, Arnold, Nottingham, NG5 5ZU
T +44 (0) 844 248 0045
E info@rmo-architectural.co.uk
W www.rmo-architectural.co.uk