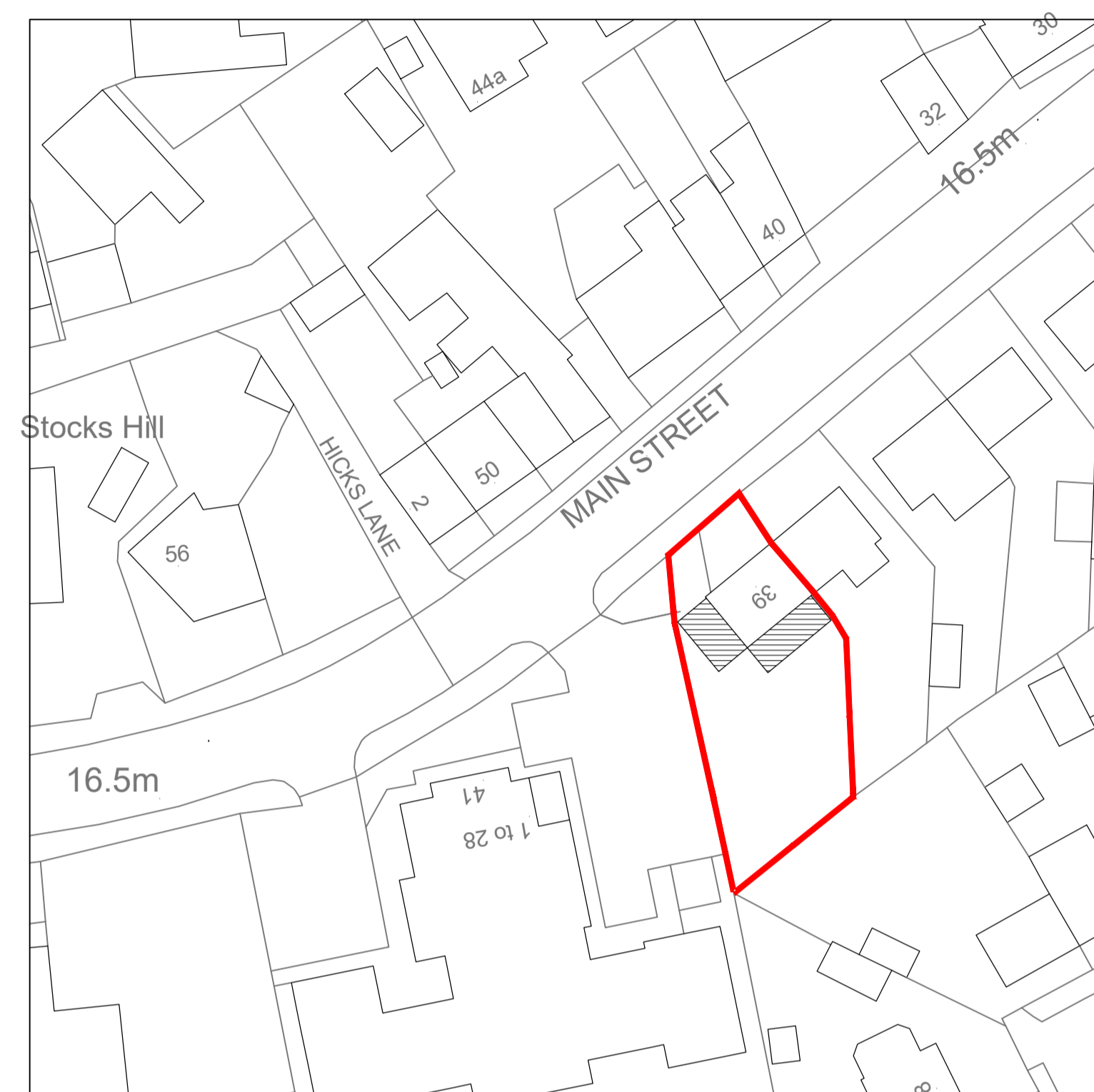


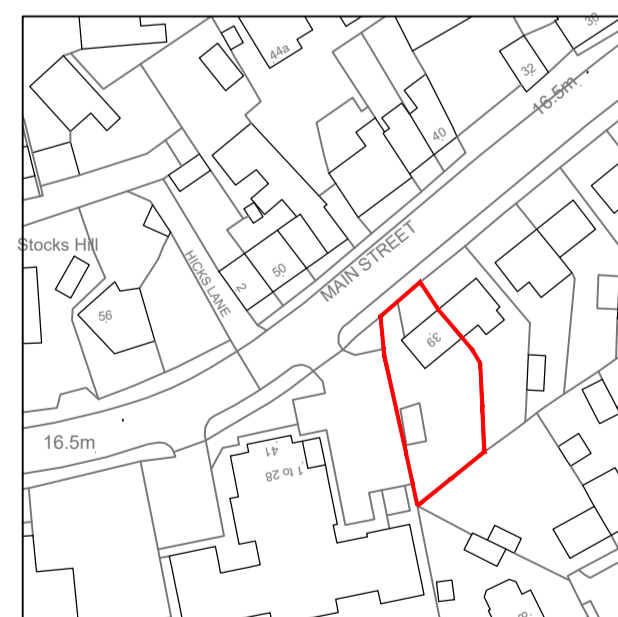
EXISTING SITE/BLOCK PLAN 1:500

©Crown Copyright and database rights 2022 OS Licence no. 100041041

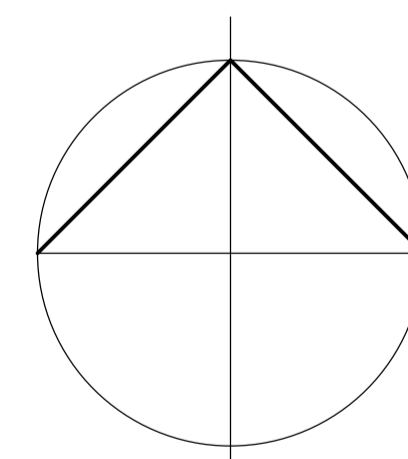


PROPOSED SITE/BLOCK PLAN 1:500

©Crown Copyright and database rights 2022 OS Licence no. 100041041



LOCATION PLAN 1:1250



NORTH

This drawing and its contents are the copyright of Belmont Design and must not be used, reproduced or amended without prior consent from such.

This drawing is not a working drawing, and is only for the purpose of the following :-

- A - Planning Submission
- B - Building Regulations Submission

The main contractor is responsible for informing Belmont Design of any discrepancy on, or between, this drawing and any other related document.

All existing walls, foundations and lintels or other structural items are to be confirmed load bearing and adequate for increased loading where relevant prior to work commencing.

Any existing walls to be removed are to be confirmed non-loadbearing prior to removal.

Boundaries, angles, and dimensions are to be checked by the main contractor prior to work commencing.

Written dimensions only to be used from this drawing. - if doubt exists consult Belmont Design for clarification.

NOTE

Client please note that you have duties under the CDM 2015

Main contractor to provide a pre-construction information and health and safety file to help them comply with their duties, such as ensuring a construction phase plan PDF is prepared.

Main contractor to reduce or remove any foreseeable health and safety risks to anyone affected by the project (if possible) and to take steps to reduce or control any risks that cannot be eliminated

CDM Contractor is to ensure stability of existing structure throughout the works

Contractor to note heavy elements, specifically steel beams.

PLEASE NOTE THAT BELMONT DESIGN SERVICES HAS BEEN APPOINTED TO DEAL WITH THE INITIAL DESIGN STAGE AND IS NOT INVOLVED IN THE PRECONSTRUCTION PHASE



BELMONTDESIGN services ltd
TEL : 01274 690586

ARCHITECTURAL SERVICES
 231 High Street Wibsey, Bradford, BD6 1QR
www.belmontdesign.co.uk

PROPOSED TWO STOREY REAR EXTENSION AND SINGLE STOREY GARAGE TO THE SIDE
 AT :
 39 MAIN STREET
 MICKLETON
 METHLEY
 LEEDS LS26 9JE
 FOR : KELLY DEEGAN

Site Plans
 Location Plan

Date - February 2024

Scale - 1:500 1:1250

Dwg No. - 10077/05