



PROPOSED ROOF PLAN/CHIMNEY STACK LOCATIONS
(Scale 1/50)



Elevations/Construction of Proposed Chimney Stacks

(Scale 1/10)

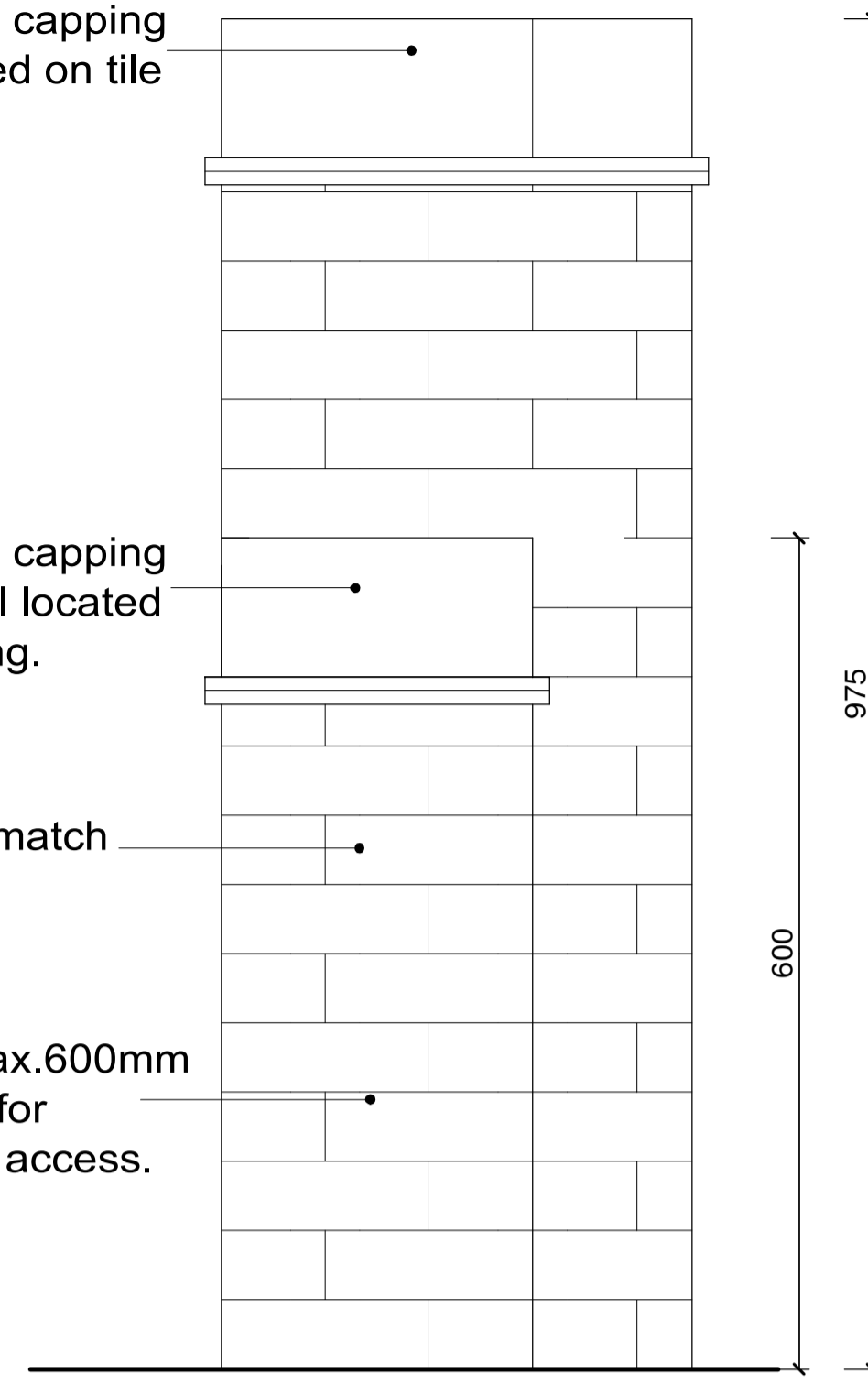


Brick on edge capping to piers located on tile creasing.

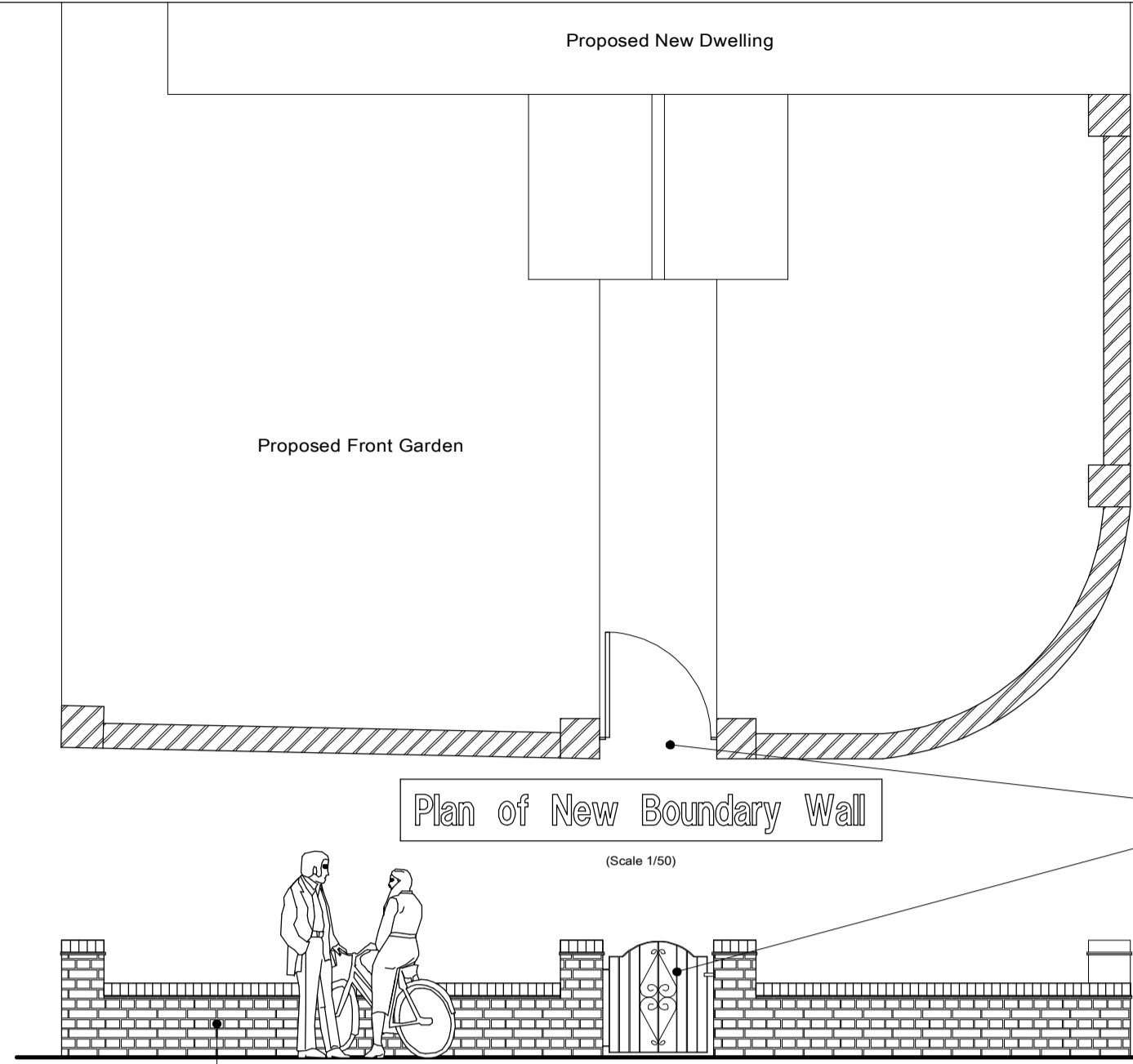
Brick on edge capping to garden wall located on tile creasing.

Brickwork to match new House

Wall to be max.600mm high to allow for visibility from access.



Section Thro' New Front Boundary Wall
(Scale 1/5)



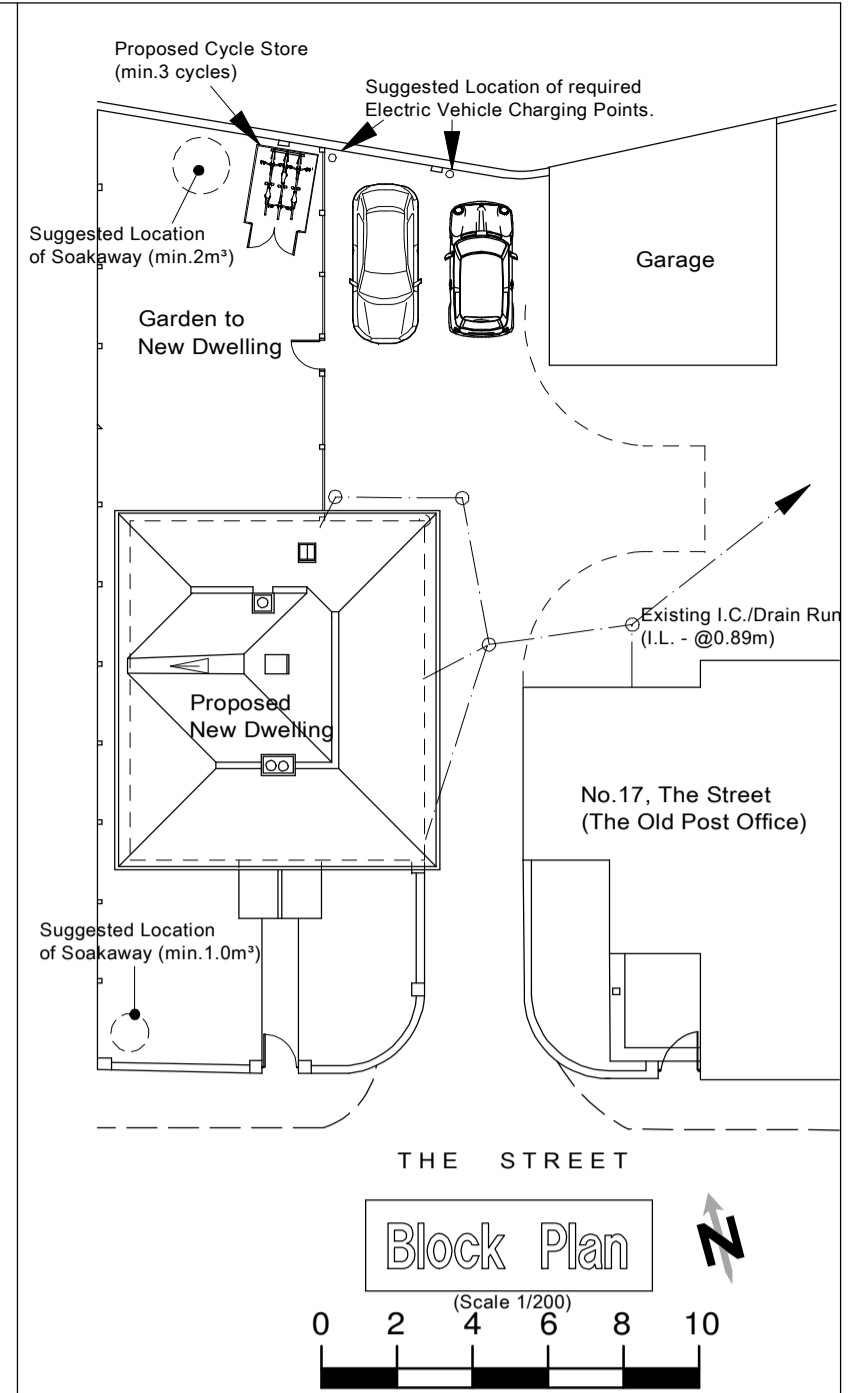
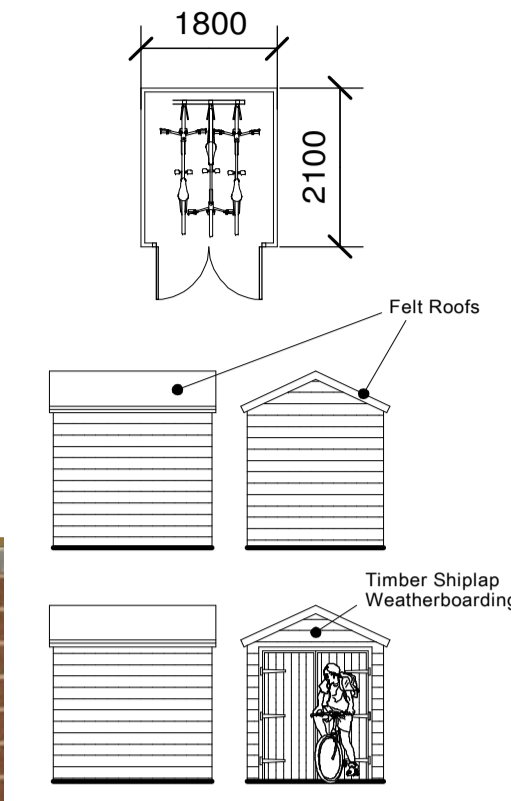
Plan of New Boundary Wall
(Scale 1/50)

Elevation of New Boundary Wall
(Scale 1/50)

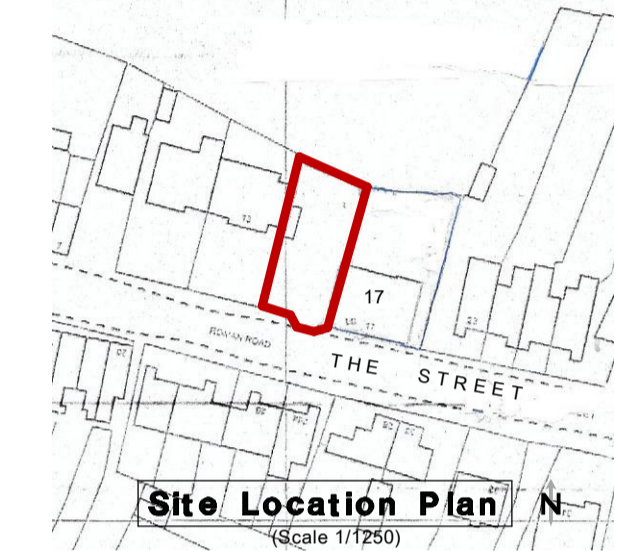
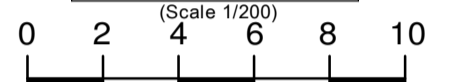


Henley Wrought Iron Garden Gate in Black Powder Coated Finish.

NEW 3No. CYCLE STORE
(Scale 1/100)



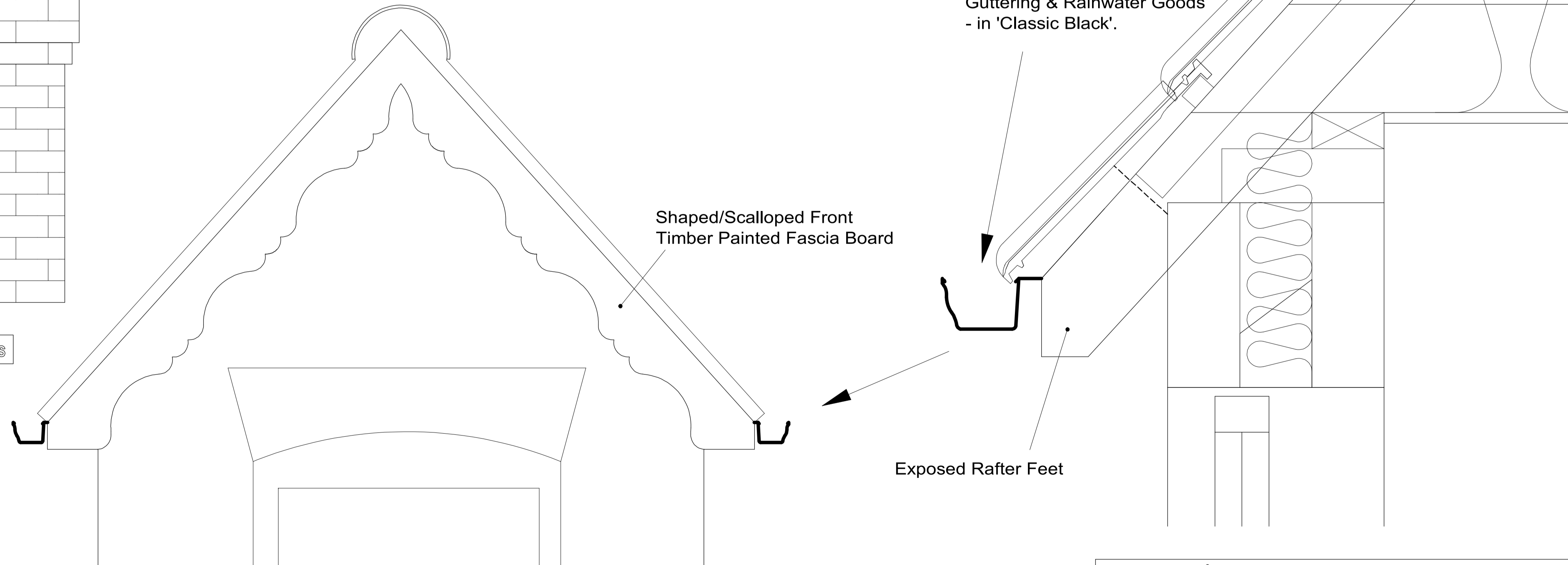
Block Plan
(Scale 1/250)



Site Location Plan
(Scale 1/7250)



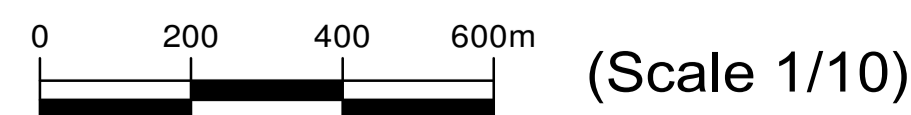
Brett Martin Authentic Traditional Cast Iron Effect Guttering & Rainwater Goods - in 'Classic Black'.



Shaped/Scalloped Front Timber Painted Fascia Board

Exposed Rafter Feet

Verge/Fascia Detail to Front Entrance Porch
(Scale 1/10)



Open Eaves /Exposed Rafter Feet Detail to All New Roofs
(Scale 1/4)



A	Date	Revisions

© Copyright NOTES:

Drawing to be read in conjunction with drawing no.025/22/01/4 Revisions.
S.I.Chartered Building Surveyors have only being employed to undertake the Building Regulation detailing & are NOT the designers of the building (See drawings from Tim Ellis Conservation Architect), so cannot be responsible for inaccuracies in design.
All dimensions must be checked on site and not scaled from this drawing.
Drawing detailed for Planning submission purposes only.
All details MUST be read fully in conjunction with designs & drawing no.22518/S001/P1 from Torcal Ltd. Structural Engineers Job Ref. No.22518.
IMPORTANT NOTE:- All designs & dimensions supplied by Client & therefore S.I.C.B.S. cannot be responsible for any inaccuracies relating to Building Design & Site Layout.

Client
Petley Developments Ltd.

Job Title
Erection of New Detached Dwelling, following demolition of existing garage - Details for Discharge of Planning Conditions.
Land Adjoining No.17, The Street, Bapchild, Nr. Sittingbourne, Kent ME9 9AD.

S.I. CHARTERED BUILDING SURVEYORS
No.8 JOINTON ROAD
FOLKESTONE · KENT · CT20 2RG
TEL: (01303) 240088
e-mail: stuart@sicbs.co.uk

Scales
1/4, 1/5, 1/10, 1/50, 1/200, 1/1250. (A1 size).
Date May '23. Drawn by G.J.

Drng. No. 024/22/02 Rev.