



P.1 - GF Kitchen - SE Elevation

Substandard & rotten brickwork to nib under beam

Note 3 - on DRWG CLT Ltd - P100



P.2 - GF Kitchen - SE Elevation

Pier repair as per Structural Eng consultation

Note 3 - on DRWG CLT Ltd - P100



P.3 - GF Dining Room -

Splits to existing ceiling beam

Note 6 - on DRWG CLT Ltd - P100



P.4 - GF Kitchen—North Elevation

Substandard brickwork above bressummer beam

Note 4 - on DRWG CLT Ltd - P100



P.5 - GF Kitchen - North Elevation
Existing aluminium lintel in fireplace
Note 4 - on DRWG CLT Ltd - P100



P.6 - GF Kitchen - North Elevation
Substandard brickwork removed behind dismantled chimney breast
Note 4 - on DRWG CLT Ltd - P100




P.7 - GF Lounge - NE Elevation
Showing cracked brickwork to chimney
Note 7 - DRWG CLT Ltd - P100



P.8 - GF Lounge - NE Elevation
Substandard brickwork to P.7 supporting bressummer beam
Note 7 - DRWG CLT Ltd - P100



P.9 - GF Lounge - North Elevation
Cracked and Substandard brickwork above fake ovens
Note 7 - on DRWG CLT Ltd - P100



P.10 - GF Lounge - South Elevation
Substandard brickwork and concrete above bressummer beam
Note 7 - on DRWG CLT Ltd - P100



P.11 - GF Lounge - South Elevation

Substandard brickwork and concrete infill above bressummer beam

Note 7 - on DRWG CLT Ltd - P100



P.12 - GF Lounge - South Elevation

Substandard brickwork and concrete above bressummer beam

Note 7 - on DRWG CLT Ltd - P100



P.13 - GF Lounge - South Elevation

Dangerous brickwork where compromised by previous contractors

Note 7 - on DRWG CLT Ltd - P100



P.14 - GF Dining Room - North Elevation

Voids found in original brickwork at floor level

Note 6 - on DRWG CLT Ltd - P100



P.15 - GF Dining Room

Existing brickwork retained after rotten brickwork removed

Note 6 - on DRWG CLT Ltd - P100



P.16 - GF Lounge / Stairwell

Existing chimney foundation stones and ground conditions

Note 7 - on DRWG CLT Ltd - P100



P.17 - GF Lounge / Stairwell

Excavation to right hand side of chimney breast return - New footing to 8

Note 7 - on DRWG CLT Ltd - P100



P.18 - GF Stairwell

Substandard brickwork as infill support above lintel, substandard pier to be replaced in timber

Note 8 - on DRWG CLT Ltd - P100


Whitfield Court - Photo's to be including in Heritage Statement



P.19 - GF Stairwell

Substandard brickwork inc. floor joists

Note 10 - on DRWG CLT Ltd - P100



P.20 - GF Stairwell

Substandard brickwork & voids above steel

Note 10 - on DRWG CLT Ltd - P100



P.21 - Entrance Hall

Tiled floor lifted to reveal earth substrate



P.22 - GF - NE Elevation Replacement of rotten Lintels


New lintels & brickwork to existing kitchen window



P.23 - GF - NE Elevation - Stairwell

Substandard brickwork & un-satisfactory lintel installation

Note 12 - on DRWG CLT Ltd - P100



P.24 - GF - NE Elevation - Stairwell

Wall pinned and lintel removed ready for brickwork repair

Note 12 - on DRWG CLT Ltd - P100



P. 25 - GF - NE Elevation - Stairwell

Replacement brickwork and retaining straps as per Structural Engineer's details



P. 26 - GF Stairwell & Dining Room

Corner Brickwork rebuilt inc. new padstones to steel



P.27 - 1st Floor Master Bedroom

Poorly installed false floor above dining room
Note 21 - on DRWG CLT Ltd - P101



P.28 - 1st Floor Master Bedroom

False floor bearing onto rotten beam
Note 21 - on DRWG CLT Ltd - P101



P.29 - GF Kitchen - SE Elevation

Existing post cut previously & rotten brickwork
beneath toothed out



P. 30 - GF Kitchen - SE Elevation
New brickwork to support timber post



P.31 - GF Music Room - South Elevation
Substandard sleeper walls & rotten floor joists



P.32 - GF Music Room - SE Elevation
Fireplace showing rotten brickwork



P. 33 - GF Music Room - SE Elevation
Fireplace showing additional cracking to supporting arches



P.34 - GF Music Room - SE Elevation
Repair process underway



P.35 - Music Room - SE Elevation
Repairs to fireplace and hearth



P.36 - Music Room - SE Elevation
De-constructable facing to interior of hearth



P.37 - Music Room - SE Elevation
Rebuilding of hearth & fireplace chimney brickwork



P.38 - GF Basement to Stair Landing - NE Elevation
New skin of brickwork taken up to support stair landing, and new 1 brick thick retaining wall to toilet floor



P.39 - 1st Floor En-Suite - North Wall
Substandard wall propped to stop collapse
Note 20 - on DRWG CLT Ltd - P101



P.40 - 1st Floor En-Suite - North Wall
Substandard wall propped to stop collapse
Note 20 - on DRWG CLT Ltd - P101



P.41. - 1st Floor En-Suite - North Wall
Bad connection between previously altered brickwork
Note 20 - on DRWG CLT Ltd - P101



P.42 - 1st Floor Master En-Suite - North Elevation

Brickwork rebuilt

Note 20 - on DRWG CLT Ltd - P101



P.43 - 1st Floor South East Bedroom

Fireplace & concrete hearth unsupported by floor joists

Bedroom 04 - on DRWG CLT Ltd



P.44 - 1st Floor South East Bedroom

Void beneath fireplace and brickwork

Bedroom 04 - on DRWG CLT Ltd



P.45 - 1st Floor - Stairwell Landing

Substandard arrangement & wall connections



P.46 - 2nd Floor - Stairwell Landing

Substandard floor and joisting layout forming raised landing area

Note 24 - on DRWG CLT Ltd - P101



P.47 - 1st Floor Master En-Suite - NW Corner

Existing timber post with substandard brickwork shown


Note 24 - on DRWG CLT Ltd - P101



P.48 - 1st Floor Master En-suite - N/NE Corner

Existing frame brace previously cut and encased in substandard brickwork

Note 20 - on DRWG CLT Ltd - P101



P.49 - 1st Floor Master Bedroom - NW Elevation

Cracked brickwork and voids in wall



P.50 - 1st Floor Master En-Suit - NE Corner
Brickwork reconstruction
Note 20 - DRWG CLT Ltd - P101



P.51 - 1st Floor Bathroom - NE Elevation
Detail showing lack of tie-in



P.52 - 1st Floor Bathroom - NE Elevation
Poorly constructed corner return showing unbonded brickwork