


Turnbridge Farmhouse
116 Low Road, Burwell



Appendix C – Window and External Door Schedule

Revision 1 (25 January 2024)

The following is a broad summary of the proposed alterations to windows and external doors at Turnbridge Farmhouse. Window references listed are illustrated on floor plan drawings 355-150 and 355-160.



Where existing windows are being replaced, double-glazed components are to be Slimlite , 4mm clear glass / 4mm cavity / 4mm low E glass.

Reference	Photo	Description	Notes
DE-01		White-painted timber entrance door and single-glazed fanlight.	Retained, refurbished and repainted (white).

DE-02		White painted timber rear door.	Replaced with new double-glazed timber framed door.
DE-03		White painted timber double doors, single-glazed and fixed shut with radiator to internal face.	Poor condition. Door will be removed as part of proposed extension works.

<p>DE-04</p>		<p>White-painted steel Crittall-style single- glazed door.</p>	<p>Out of character with the overall style and age of the property. Door will be removed as part of the proposed extension works and replaced with internal glazed oak doors.</p>
<p>DE-05</p>		<p>First-floor painted timber external onto balcony.</p>	<p>For security reasons the hinge arrangement is not appropriate for modern-living, allowing the door to be easily removed. Door to be replaced with double-glazed timber framed door to bring much needed daylight into the first floor corridor.</p>
<p>WG-01</p>		<p>Ground floor (boot room) painted timber single-glazed casement window with horizontal glazing bars.</p>	<p>Window to be replaced with white-painted timber framed double-glazed casement window of similar design, including horizontal glazing bars.</p>





WG-02		Ground floor (kitchen) painted timber single-glazed casement window.	Window to be replaced with white-painted timber framed double-glazed casement window with horizontal glazing bars.
WG-03		Ground floor (kitchen) painted timber single-glazed casement window.	Window to be replaced with white-painted timber framed double-glazed casement window with horizontal glazing bars.
WG-04		Ground floor (pantry) painted timber single-glazed casement window.	Window to be replaced with white-painted timber framed double-glazed casement window.
WG-05		Ground floor (living room) painted steel Crittall-style windows in cast stone mullions & transoms.	Cast stone to be repaired by specialist. Steel window frames to be removed and replaced with slim-framed aluminium double-glazed window system, finished in black.

WG-06		Ground floor (living room) lead light windows rebated into cast stone mullions and transoms.	Windows and framework to be retained and repaired by specialist.
WG-07		Ground floor (dining room) painted steel Crittall-style windows in cast stone mullions & transoms.	Cast stone to be repaired by specialist. Steel window frames to be removed and replaced with slim-framed aluminium double-glazed window system, finished in black.
WG-08		Ground floor (dining room) lead light windows rebated into cast stone mullions and transoms.	Windows and framework to be retained and repaired by specialist.
WG-09		Ground floor (inner hallway) painted timber single-glazed casement window.	Window to be removed as part of extension works and opening made good.

<p>WG-10</p>		<p>Ground floor (inner hallway) painted timber single-glazed casement window.</p>	<p>Window to be replaced with white-painted timber framed double-glazed casement window with horizontal glazing bars.</p>
<p>WG-11</p>		<p>Ground floor (inner hallway) painted timber single-glazed casement window.</p>	<p>Window to be replaced with white-painted timber framed double-glazed casement window with horizontal glazing bars.</p>
<p>WG-12</p>		<p>Ground floor (WC) painted timber single-glazed casement window.</p>	<p>Window to be replaced with white-painted timber framed double-glazed casement window.</p>
<p>WG-13</p>		<p>Ground floor (boot room) lead light casement windows in painted timber frame.</p>	<p>Window to be replaced with white-painted timber framed double-glazed casement window with horizontal glazing bars.</p>

WF-01		First floor (bedroom 2) painted timber single-glazed casement window with horizontal glazing bars.	Window to be replaced with white-painted timber framed double-glazed casement window of similar design, including horizontal glazing bars.
WF-02		First floor (bedroom 3) painted timber single-glazed casement window with horizontal glazing bars.	Window to be replaced with white-painted timber framed double-glazed casement window of similar design, including horizontal glazing bars.
WF-03		First floor (bedroom 4) painted timber single-glazed casement window.	Window to be replaced with white-painted timber framed double-glazed casement window, including horizontal glazing bars.
WF-04		First floor (ensuite) painted timber single-glazed casement window.	Window to be replaced with white-painted timber framed double-glazed casement window, including horizontal glazing bar.
WF-05		First floor (bedroom 1) painted steel Crittall-style windows in cast stone mullions & transoms.	Cast stone to be repaired by specialist. Steel window frames to be removed and replaced with slim-framed aluminium double-glazed window system, finished in black.

WF-06		First floor (bedroom 6) painted steel Crittall-style windows in cast stone mullions & transoms.	Cast stone to be repaired by specialist. Steel window frames to be removed and replaced with slim-framed aluminium double-glazed window system, finished in black.
WF-07		First floor (bedroom 5) painted steel Crittall-style windows in cast stone mullions & transoms.	Cast stone to be repaired by specialist. Steel window frames to be removed and replaced with slim-framed aluminium double-glazed window system, finished in black.
WF-08		First floor (corridor) painted timber single-glazed casement window.	Window to be replaced with white-painted timber framed double-glazed casement window, including horizontal glazing bars.
WF-09		First floor (corridor) painted timber single-glazed casement window.	Window to be replaced with white-painted timber framed double-glazed casement window.
WF-10		First floor (bathroom) painted timber single-glazed casement window.	Window to be replaced with white-painted timber framed double-glazed casement window.

WF-11		<p>First floor (bedroom 2) painted timber-framed lead light single-glazed window.</p>	<p>Window to be replaced with white-painted timber framed double-glazed casement window, including horizontal glazing bars.</p>
WS-01		<p>Second floor (loft office & storage) painted timber single glazed casement window in cast stone surround.</p>	<p>Cast stone to be repaired by specialist. Steel window frames to be removed and replaced with slim-framed aluminium double-glazed window system, finished in black.</p>
WS-02		<p>Velux rooflight (loft office & storage) approx. 1250x1250mm</p>	<p>Rooflight is large and out of keeping with the character of the dwelling. Rooflight to be removed and replaced with smaller Velux conservation rooflight approx. 780mm(wide) x 1180mm (long).</p>
WS-03		<p>Velux rooflight (loft office & storage) approx. 1250x1250mm</p>	<p>Rooflight is large and out of keeping with the character of the dwelling. Rooflight to be removed and replaced with smaller Velux conservation rooflight approx. 780mm(wide) x 1180mm (long).</p>