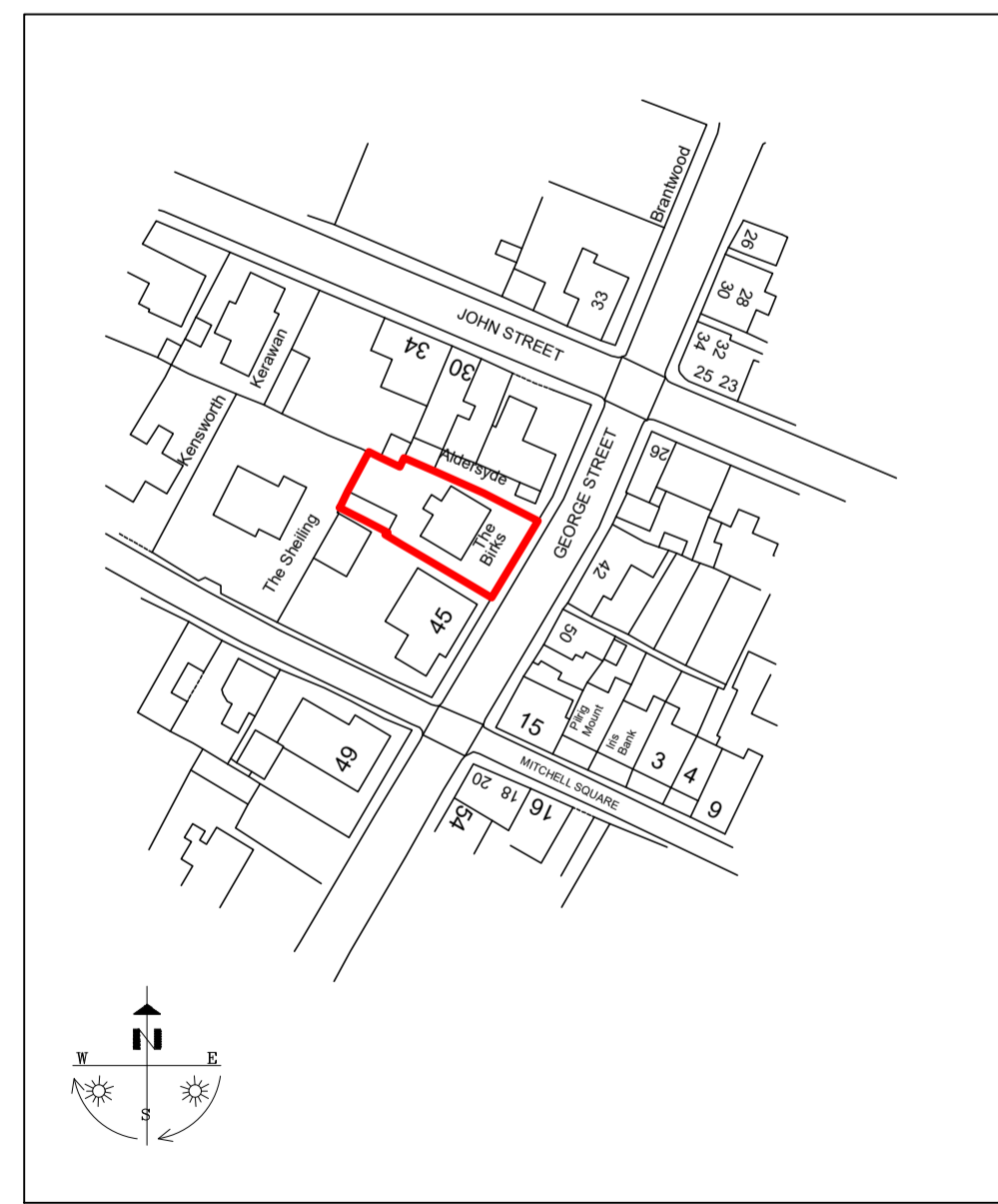


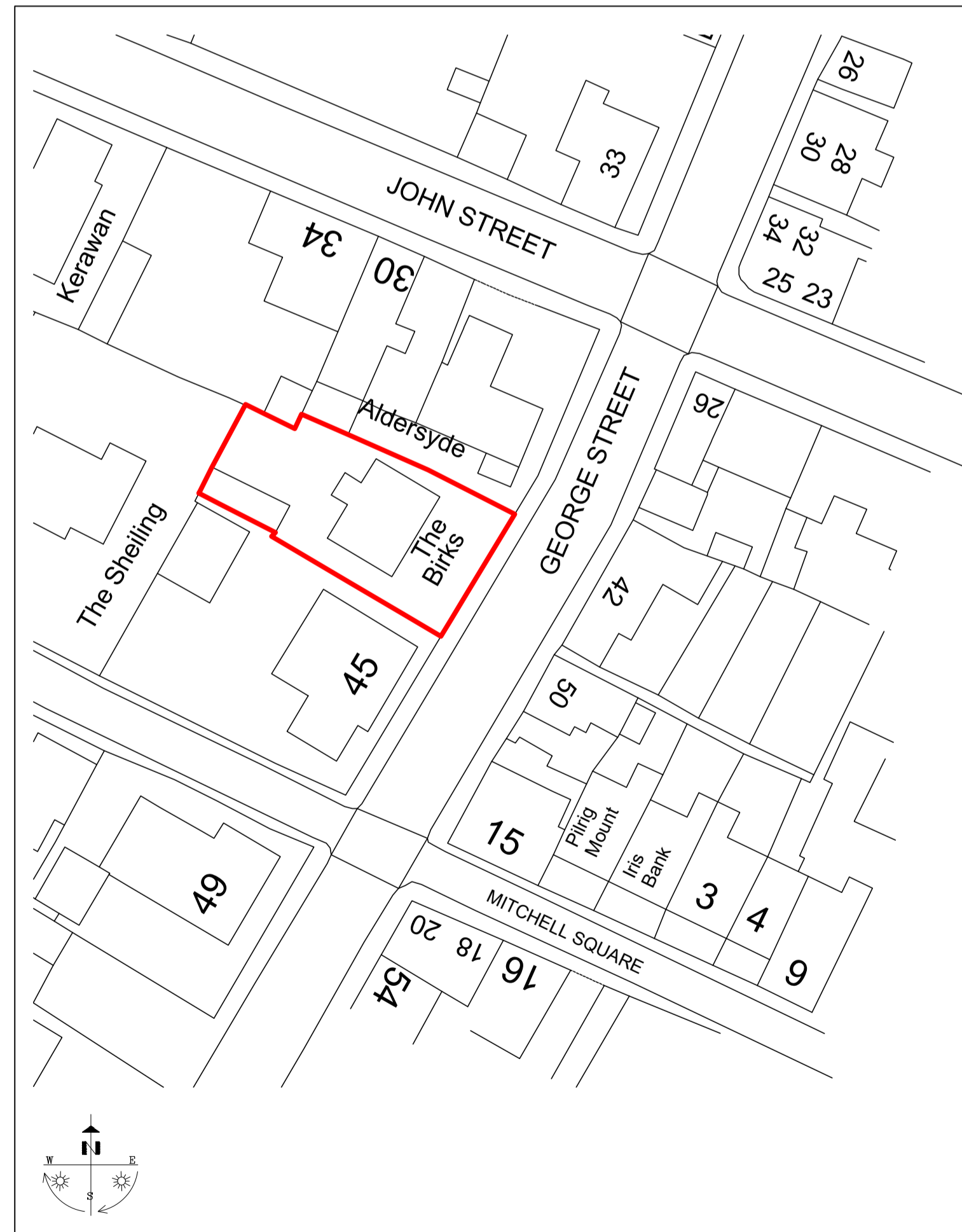


EXISTING SITE IMAGES
not to scale



LOCATION PLAN

scale 1:1250 @ A1
Scale 1:1250
0 10 20 30 40 50 75 100 (metres)



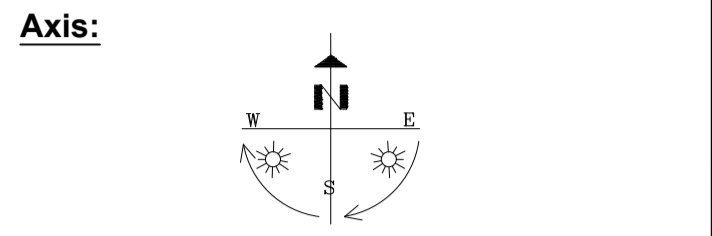
EXISTING SITE PLAN

scale 1:500 @ A1
Scale 1:500
0 5 10 15 20 25 50 (metres)



PROPOSED SITE PLAN

scale 1:200 @ A1 / Site Area = 390.5 m.sq
Scale 1:200
0 2 4 6 8 10 15 20 (metres)



General Notes:
ALL LEVELS, ANGLES AND DIMENSIONS TO BE CHECKED ON SITE PRIOR TO COMMENCEMENT OF WORKS.
THIS DRAWING IS TO BE READ IN CONJUNCTION WITH ALL RELEVANT STRUCTURAL ENGINEERS AND MECHANICAL AND ELECTRICAL ENGINEERS DRAWINGS, DETAILS AND SPECIFICATIONS.

(*) Denotes replacement locations

Date	Issue	Revision	Initial

Status:
PLANNING

Client:



Customer:
Miss Fiona Fisher

Project:
Proposed windows replacement

Site Address:
The Birks
George Street
Blairgowrie, Perthshire
P10 6HP

- Sheet Title:
- Location Plan
 - Existing Site Plan
 - Proposed Site Plan
 - Existing Site Images

Scale:	Date:	Drawn:	Checked:
As Shown @ A1	Feb 2024	SCS	SCS

Drawing Ref.
NH1751BD

Sheet No.
A-00

Revision No.: