

SC Shaw Designs Ltd
creating beautiful spaces

W: www.sshawdesigns.co.uk | M: 079 8382 2179
E: info@sshawdesigns.co.uk

Axis:

General Notes:

ALL LEVELS, ANGLES AND DIMENSIONS TO BE CHECKED ON SITE PRIOR TO COMMENCEMENT OF WORKS.

THIS DRAWING IS TO BE READ IN CONJUNCTION WITH ALL RELEVANT STRUCTURAL ENGINEERS AND MECHANICAL AND ELECTRICAL ENGINEERS DRAWINGS, DETAILS AND SPECIFICATIONS.

23.02	A	Prepare elevational drawings for existing windows	SCS
-------	---	---	-----

Date	Issue	Revision	Initial
------	-------	----------	---------

Status:

PLANNING

Client:



Customer:
Miss Fiona Fisher

Project:
Proposed windows replacement

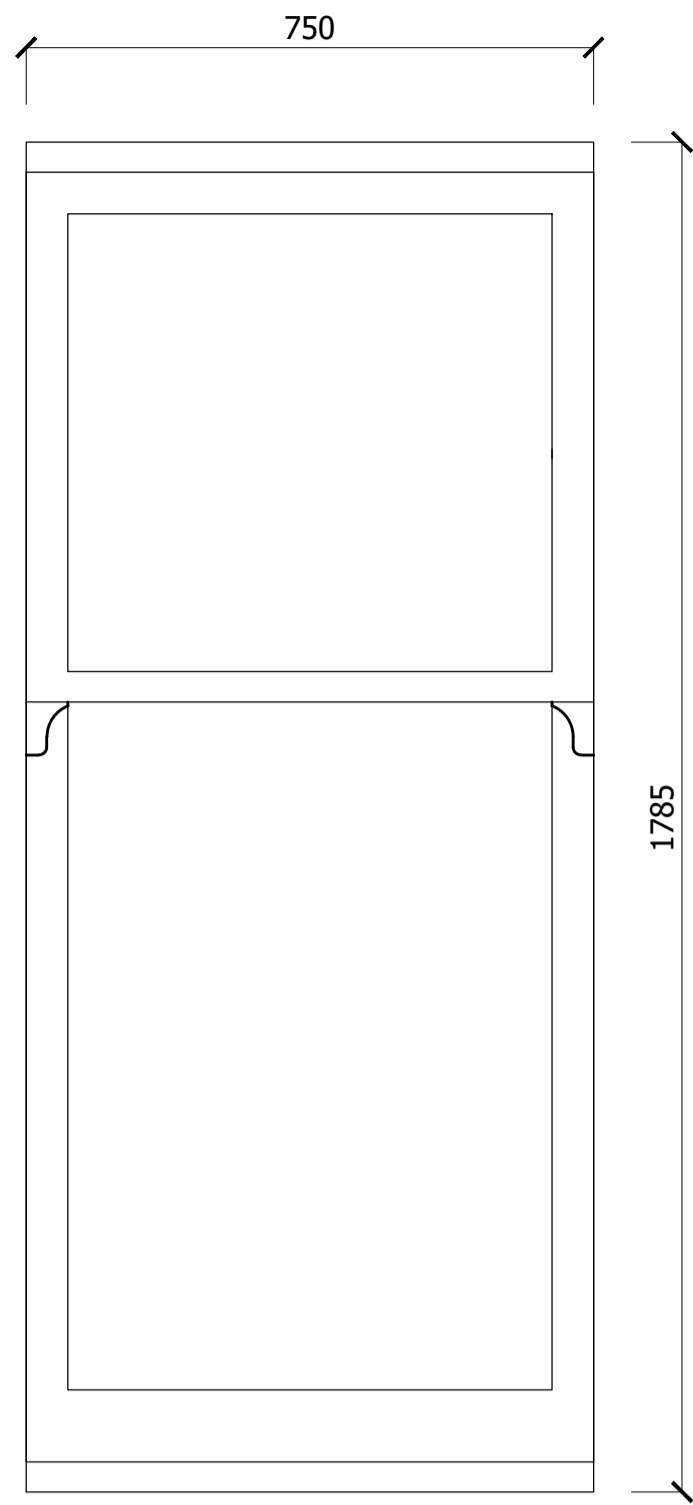
Site Address:
The Birks
George Street
Blairgowrie, Perthshire
P10 6HP

Sheet Title:
EXISTING CONDITION
- Typical Window Elevational View


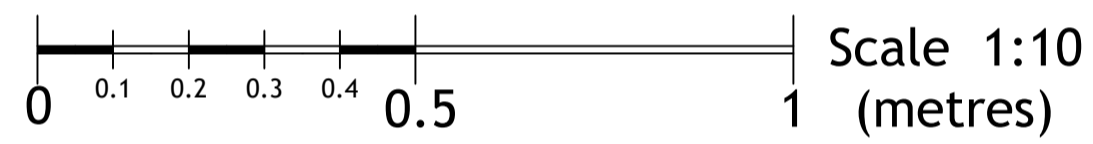
Scale:	Date:	Drawn:	Checked:
As Shown @ A1	Feb 2024	SCS	SCS

Drawing Ref. **NH1751BD**

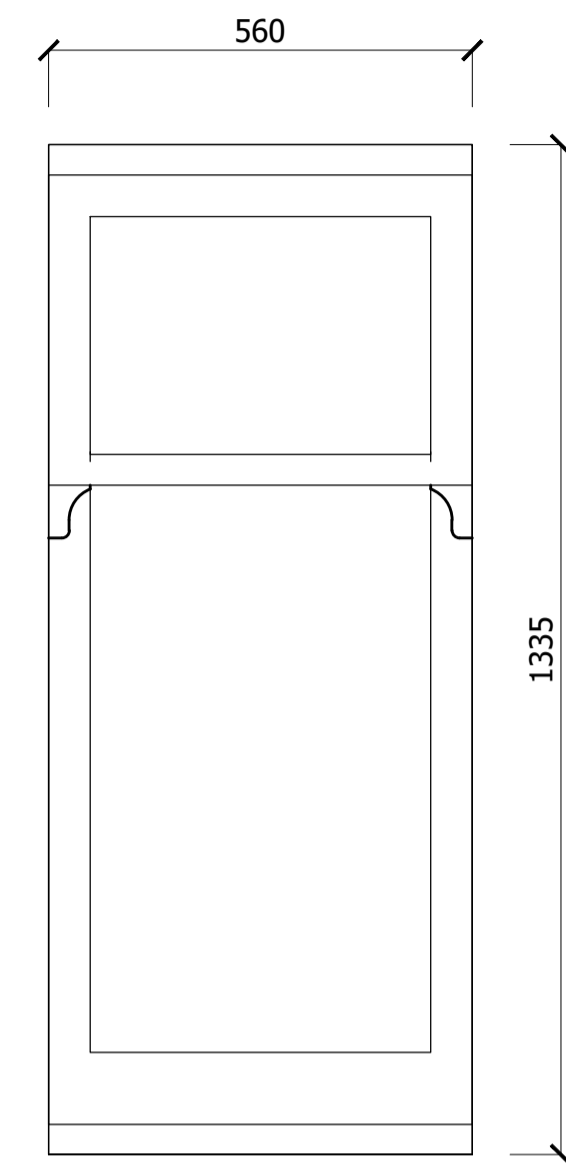
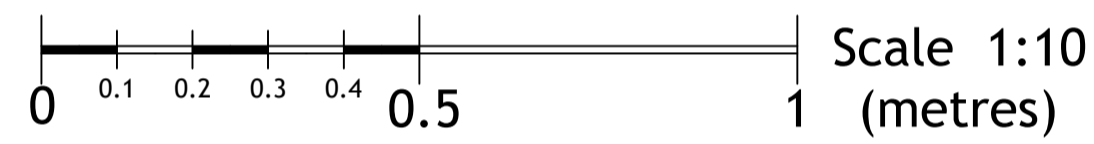
Sheet No. **A-04.1** Revision No. **A**



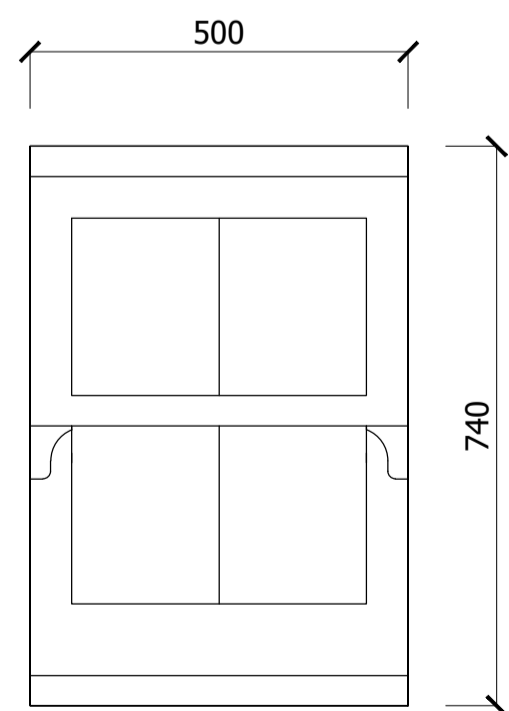
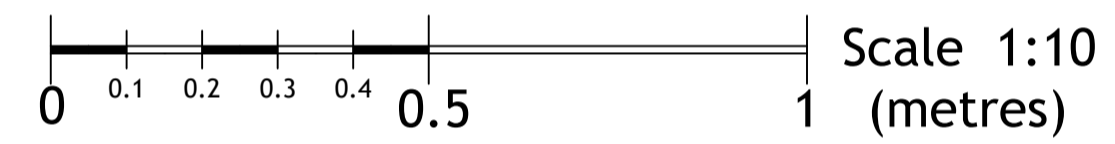
PROPOSED TYPICAL WINDOW TYPE - W1, W3, W5, W7
scale 1:10 @ A1




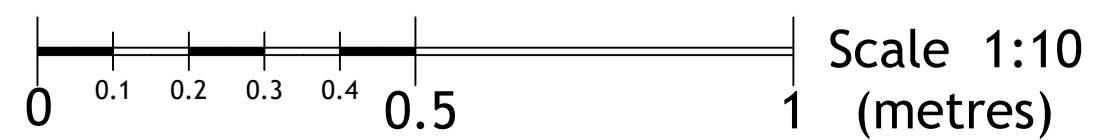
PROPOSED TYPICAL WINDOW TYPE - W2, W6
scale 1:10 @ A1




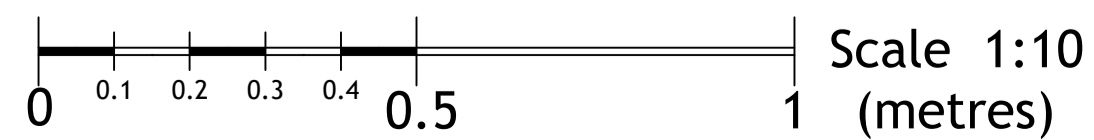
PROPOSED TYPICAL WINDOW TYPE - W4
scale 1:10 @ A1



PROPOSED TYPICAL WINDOW TYPE - W8
scale 1:10 @ A1



PROPOSED TYPICAL WINDOW TYPE - W9, W10
scale 1:10 @ A1



PROPOSED TYPICAL WINDOW TYPE - W11
scale 1:10 @ A1

