

GENERAL NOTES

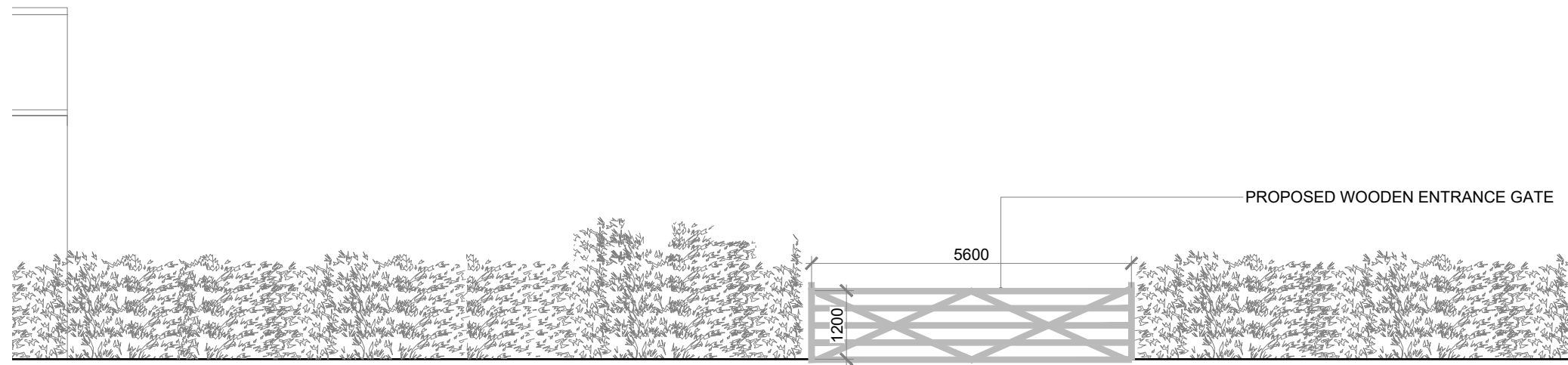
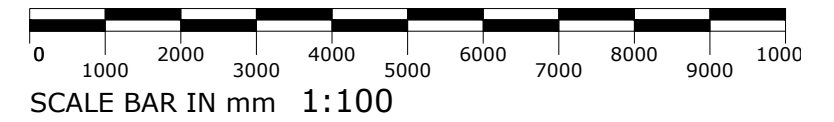
This drawing is © 2024 BRICK Architects Ltd

Drawing is not to be scaled. Dimensions are in millimetres unless noted otherwise

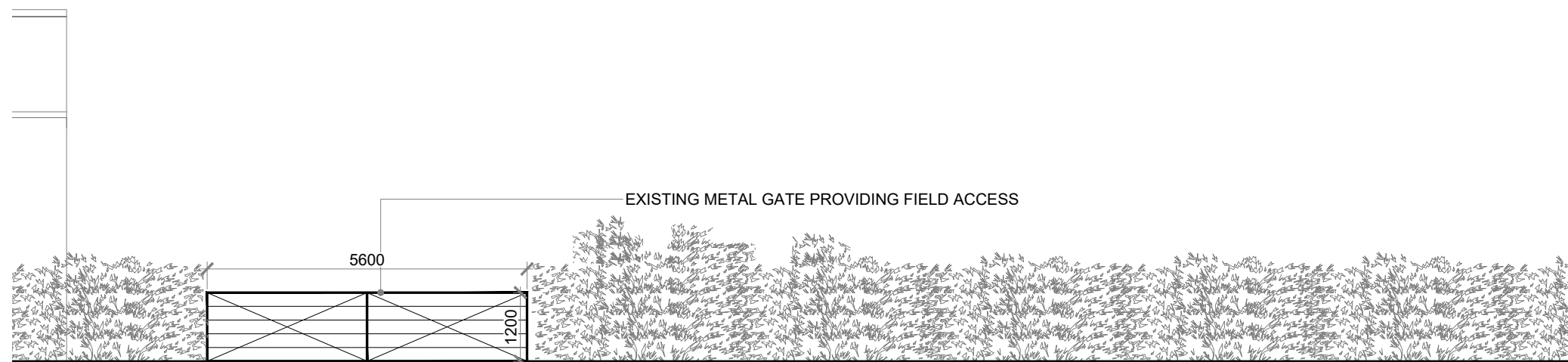
This drawing must be read in conjunction with all other relevant drawings and specifications from the Architect and other consultants

All dimensions are to be checked on site, errors or omissions must be reported to the Architect before commencement of works. If in doubt, ask


SCHEME DESIGN SUBJECT TO
STRUCTURAL ENGINEER /SERVICES ENGINEER,
& PLANNERS COMMENT



PROPOSED ELEVATION



EXISTING ELEVATION



www.brickarchitects.co.uk

rev	date	description	drawn	audited	scale	date
FOR PLANNING						
project	Back Lane, Willoughby on the Wolds		job no	22-013	drawn	JP
	LE12 6SP		audited	JC	scale	1:100@A3
drawing title	Elevations		drawing number	22-013_PL01_005		revision
						/

© 2021BRICK Architects Ltd

info@brickarchitects.co.uk