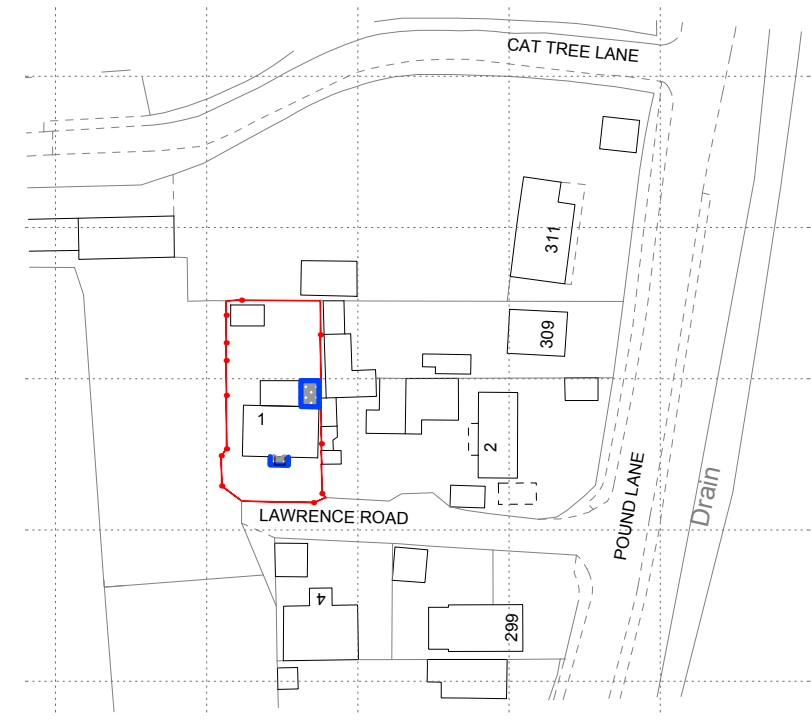
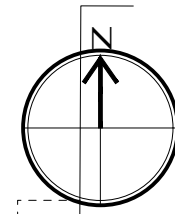
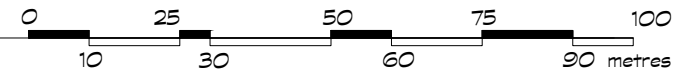


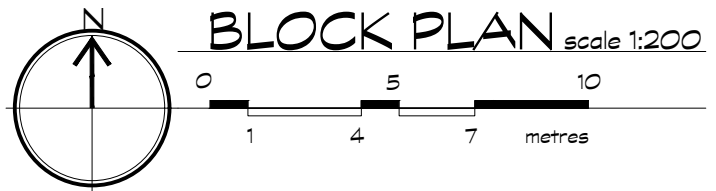
**LAWRENCE ROAD**



**LOCATION PLAN** scale 1:1250



— blue line indicates extent of proposed works



client  
Mr & Mrs BLACKHOLLY

scale  
1:1250, 1:200

address  
1 LAWRENCE ROAD  
BENFLEET  
SS13 2NB

drawing title  
PROPOSED LOCATION  
& BLOCK PLANS

drawing number  
**PLOO**

project number  
24.012

date  
02.2024

drawn by  
GE

sheet size  
A3

revision

**DRAWING INC.**

42 Sandmartin Crescent,  
Stanway,  
Colchester,  
Essex, C03 8WZ  
mob: 07966 406777  
email: office@drawinginc.ltd.uk