



01 LOCATION PLAN
Scale: 1:1250



02 BLOCK PLAN
Scale: 1:500

Smyth Dixon

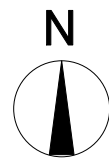
e: callum@smythdixon.co.uk
p: 07411 124 920
a: 37a Hopton Road, London, SW16

NOTES:

1. Where any drawing is to be read in conjunction with another, including specialist suppliers, the two drawings shall be cross-checked and any discrepancies reported to Smyth Dixon before works commence.
2. All dimensions are in millimeters, all levels are in metres unless shown otherwise stated. Do not scale.
3. All dimensions to be checked on site. Any discrepancies in dimensions, details, or between these drawings/specifications should be reported to Smyth Dixon and or the Structural Engineer in writing for clarification.
4. Drawing prepared solely for the use of the Client and is not to be copied, lent or used by any third party without written permission from Smyth Dixon.

revisions:

B 24/02/2024 PLANNING ISSUE
A 15/02/2024 ISSUED FOR COMMENT



status: PLANNING

client: BIRDELL

project: IVYDALE ROAD

drawing: LOCATION PLAN

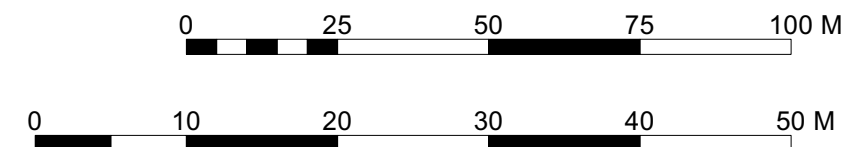
drawn by: CS

date: 24/02/2024

scale: AS STATED @ A3

sheet

001



Smyth Dixon

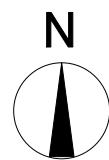
e: callum@smythdixon.co.uk
p: 07411 124 920
a: 37a Hopton Road, London, SW16

NOTES:

1. Where any drawing is to be read in conjunction with another, including specialist suppliers, the two drawings shall be cross-checked and any discrepancies reported to Smyth Dixon before works commence.
2. All dimensions are in millimeters, all levels are in metres unless shown otherwise stated. Do not scale.
3. All dimensions to be checked on site. Any discrepancies in dimensions, details, or between these drawings/specifications should be reported to Smyth Dixon and or the Structural Engineer in writing for clarification.
4. Drawing prepared solely for the use of the Client and is not to be copied, lent or used by any third party without written permission from Smyth Dixon.

revisions:

B	24/02/2024	PLANNING ISSUE
A	15/02/2024	ISSUED FOR COMMENT



status: PLANNING

client: BIRDELL

project: IVYDALE ROAD

drawing: SITE PLAN

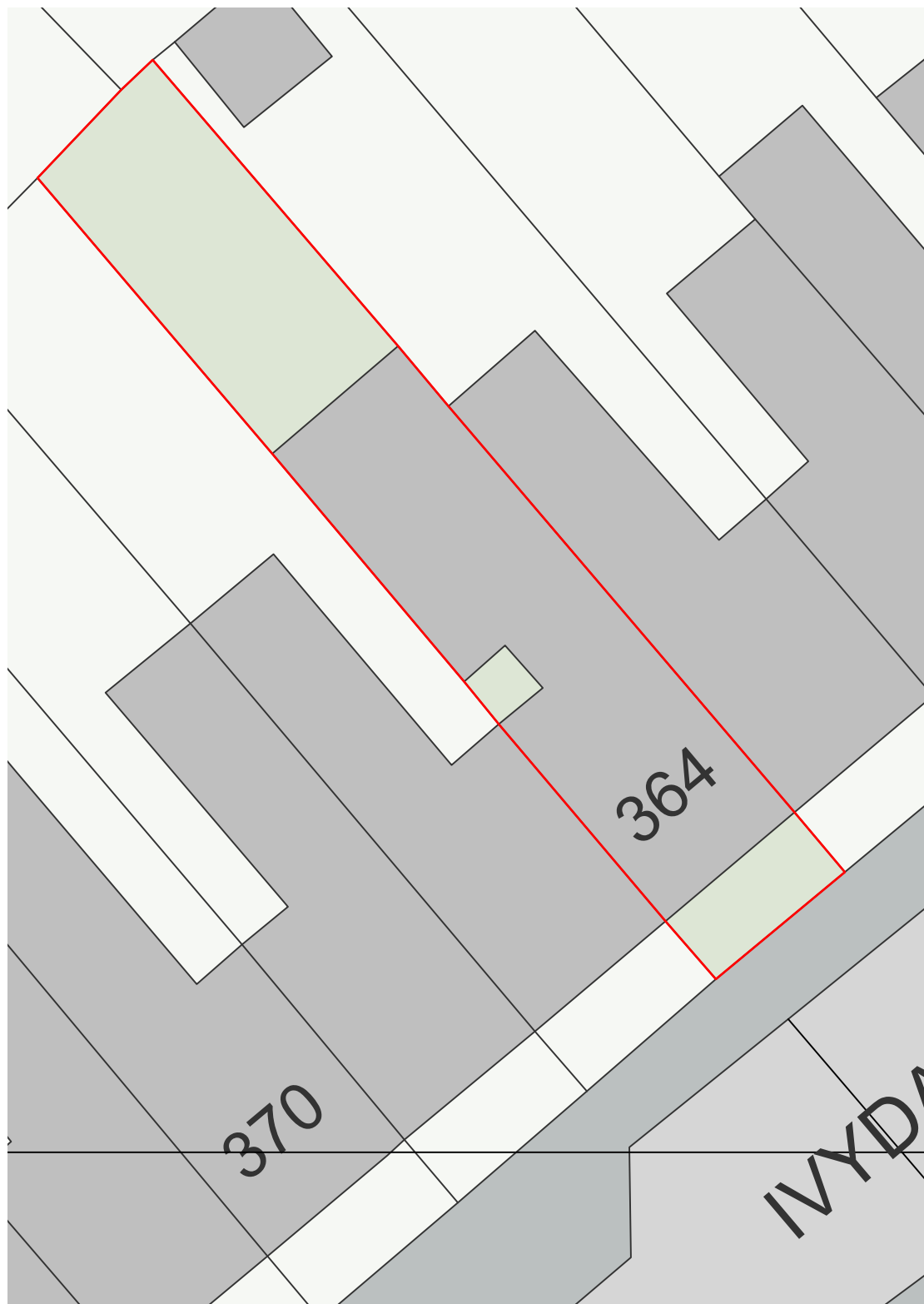
drawn by: CS

date: 24/02/2024

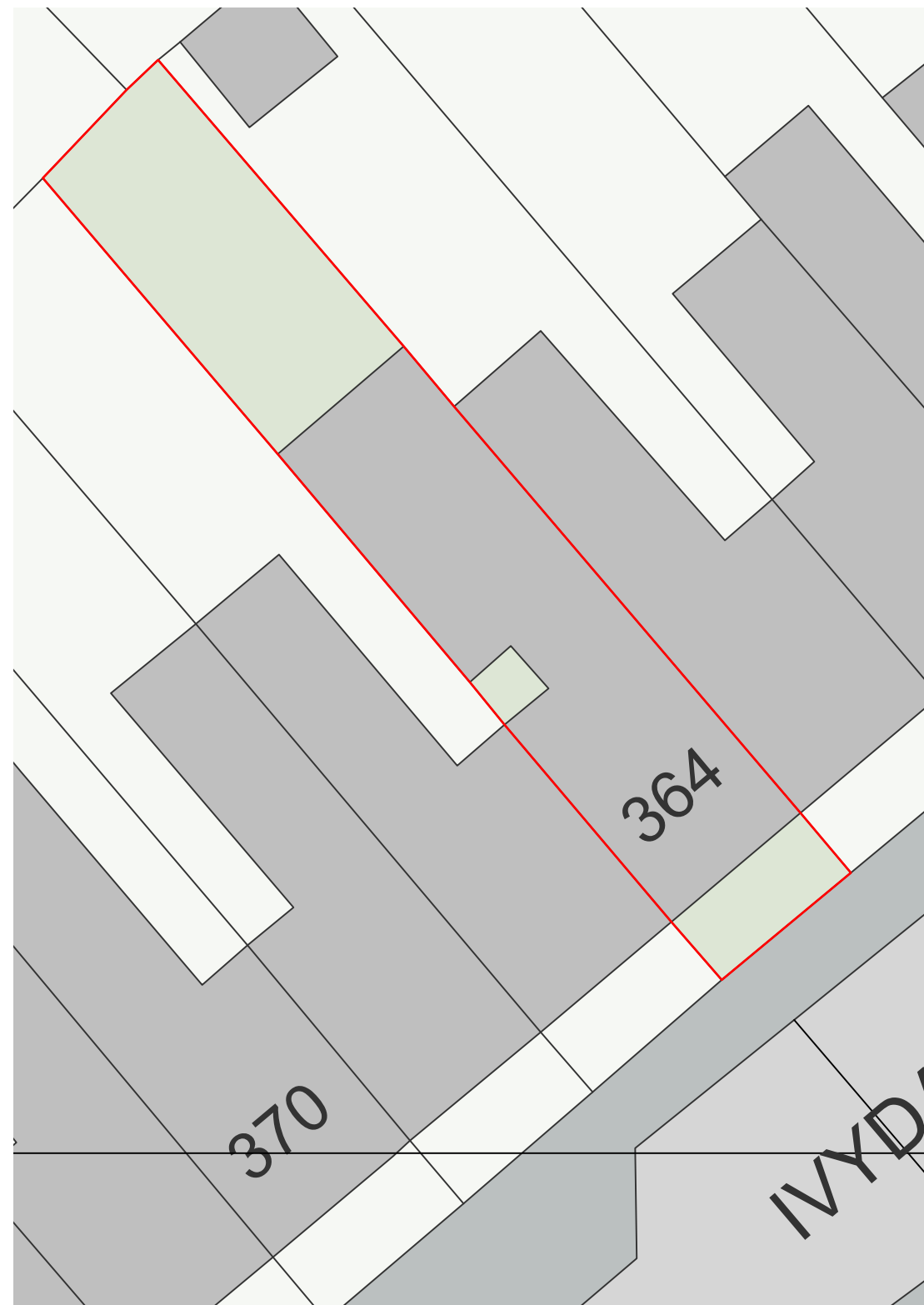
scale: 1:200 @ A3

sheet

002



01 EXISTING SITE PLAN
Scale: 1:200



02 PROPOSED SITE PLAN
Scale: 1:200

