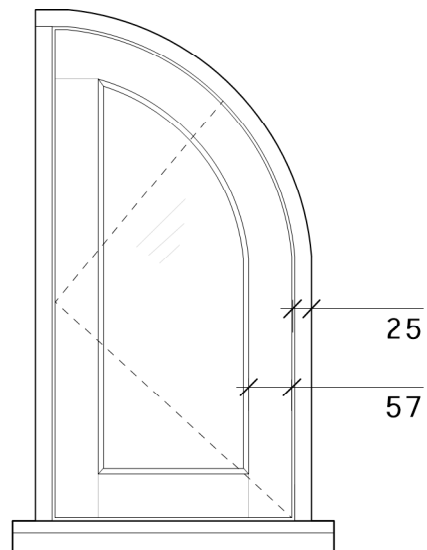
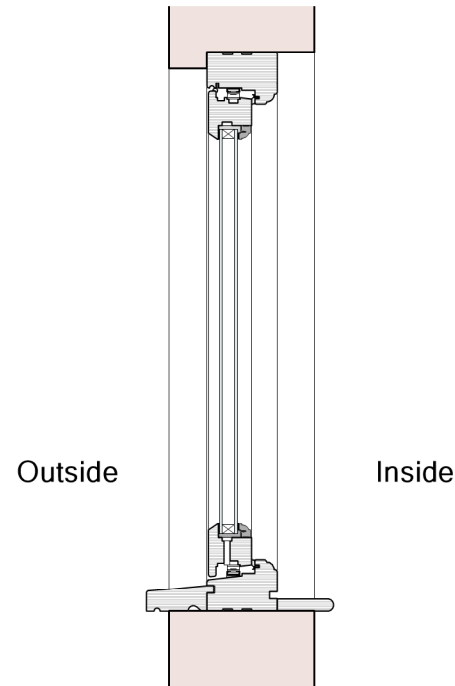


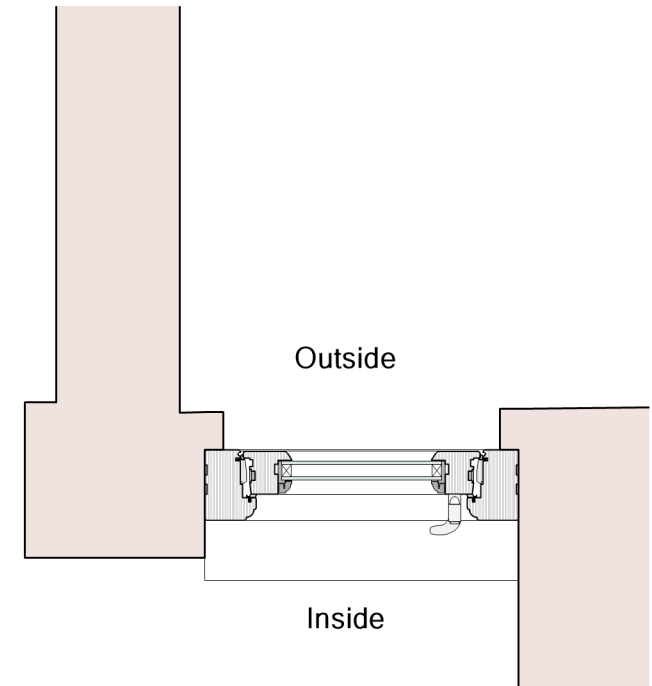
**Existing W.B.05 Elevation**  
Scale 1:10



**Proposed W.B.05 Elevation**  
Scale 1:10



**W.B.05 Window Section**  
Scale 1:10



**W.B.05 Window Plan**  
Scale 1:10

**Note:**

Heritage Range Casement Windows By Mumford & Wood Or Similar Approved.

Window To Be Set Back Externally In A Rebated Reveal.

Sizes Will Vary Depending On Size Of Existing Window Openings.

All Woodwork To Be Painted In White.

All additional Hardware to be in Polished Chrome.



**Bulb End Casement Handle**  
Polished Chrome – Mumford & Wood.



| Rev | Date | Description | By | App | Notes  | Status   | Job no.  | Job title                      | dwg. no.                       | rev. no. |
|-----|------|-------------|----|-----|--|----------|----------|--------------------------------|--------------------------------|----------|
|     |      |             |    |     | All Setting Out Must be Checked Onsite.<br>All Levels Must be Checked Onsite.<br>All Dimension Must be Checked Onsite.<br>Do Not Scale From This Drawing.<br>This Drawing Must Not be Used On Site Unless Issued For Construction.<br>This Drawing is The Copyright Of Studio Bua London LTD and Must Not Be Copied or Reproduced in a Whole or Part Without Prior Written Approval. | Planning | 1238     | Flat 1,13 Chesham Pl. SW1X 8HN | 1238_156                       | /        |
|     |      |             |    |     |  | N        | Date     | dwg. title                     | Client: Alexis & Yanni Pipilis |          |
|     |      |             |    |     |  |          | 27/02/24 | Window Details - W.B.05        | Drawn: JR Scale: 1:10 @ A3     |          |

**Studio Bua**