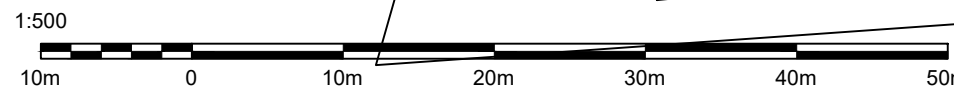
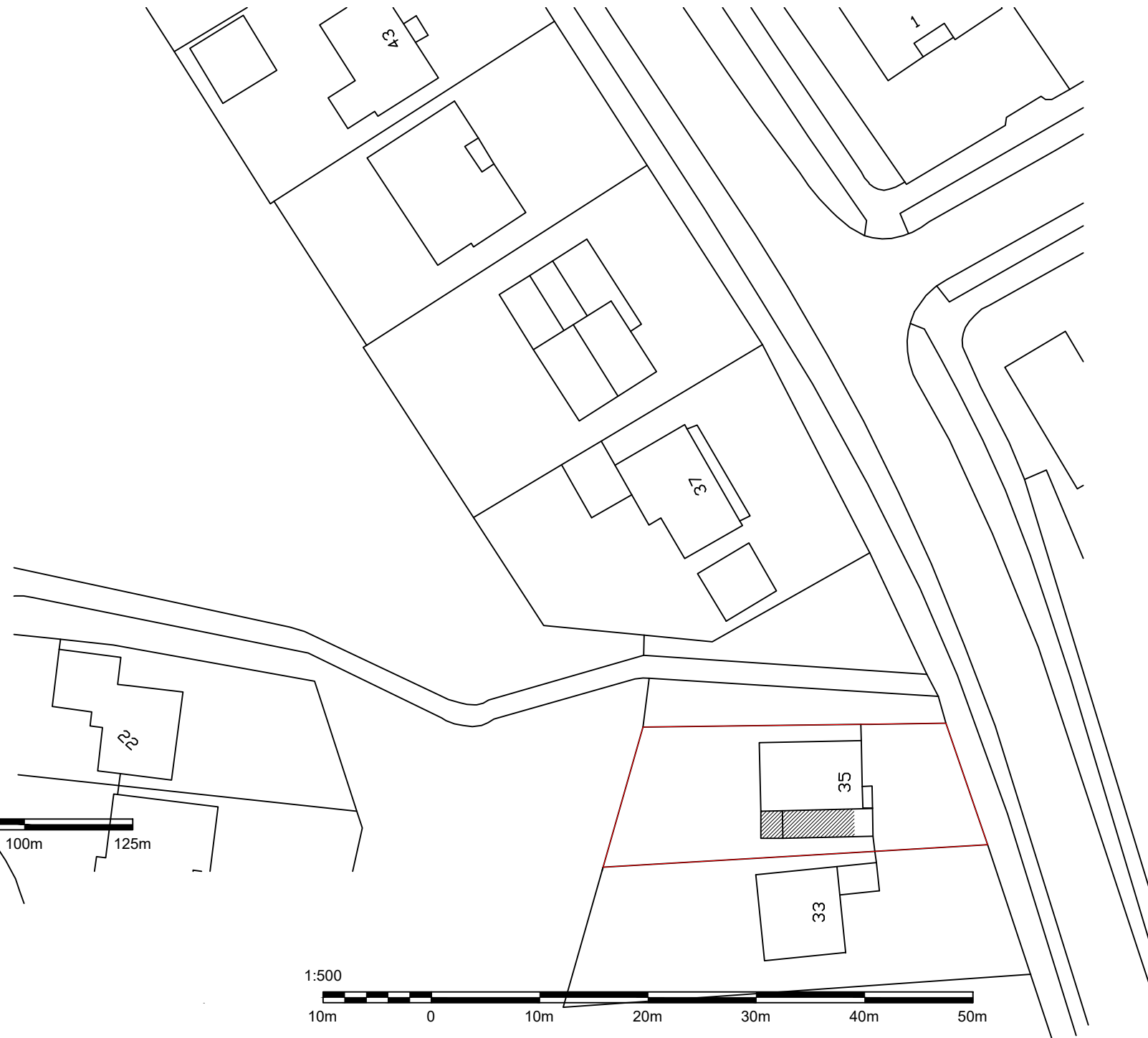
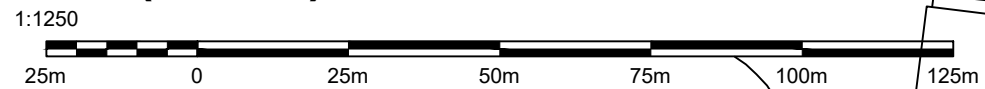


**Site Location Plan  
(1:1250)**



**Block Plan (1:500)**

**NB**

- (1) FIGURED DIMENSIONS MUST BE TAKEN IN PREFERENCE TO SCALED DIMENSIONS AND SITE DIMENSIONS ARE TO BE CHECKED BEFORE WORK IS PUT IN HAND.
- (2) THIS DRAWING IS THE COPYRIGHT OF MILES & COMPANY CHARTERED SURVEYORS AND MUST NOT BE REPRODUCED OR USED WITHOUT THEIR WRITTEN PERMISSION.

Rev:-	Description:-	Date:-	Chkd by:-

Project:-  
**35 Tollerford Road  
 POOLE  
 BH17 9AF**

Title:-  
**Location & Block Plan**

Client:-  
**Mr & Mrs Collins**

Scale:-  
**As shown, all @ A3**

Drawn By:-	TM	Checked By:-	
Date:-	27-02-24	Date:-	

Job.No:-	Drg.No:-	Rev:-
235_35TR	01	



39 Tollerford Road, POOLE, BH17 9AQ  
 T: 01202 722723  
 E: office@milesandco.org.uk