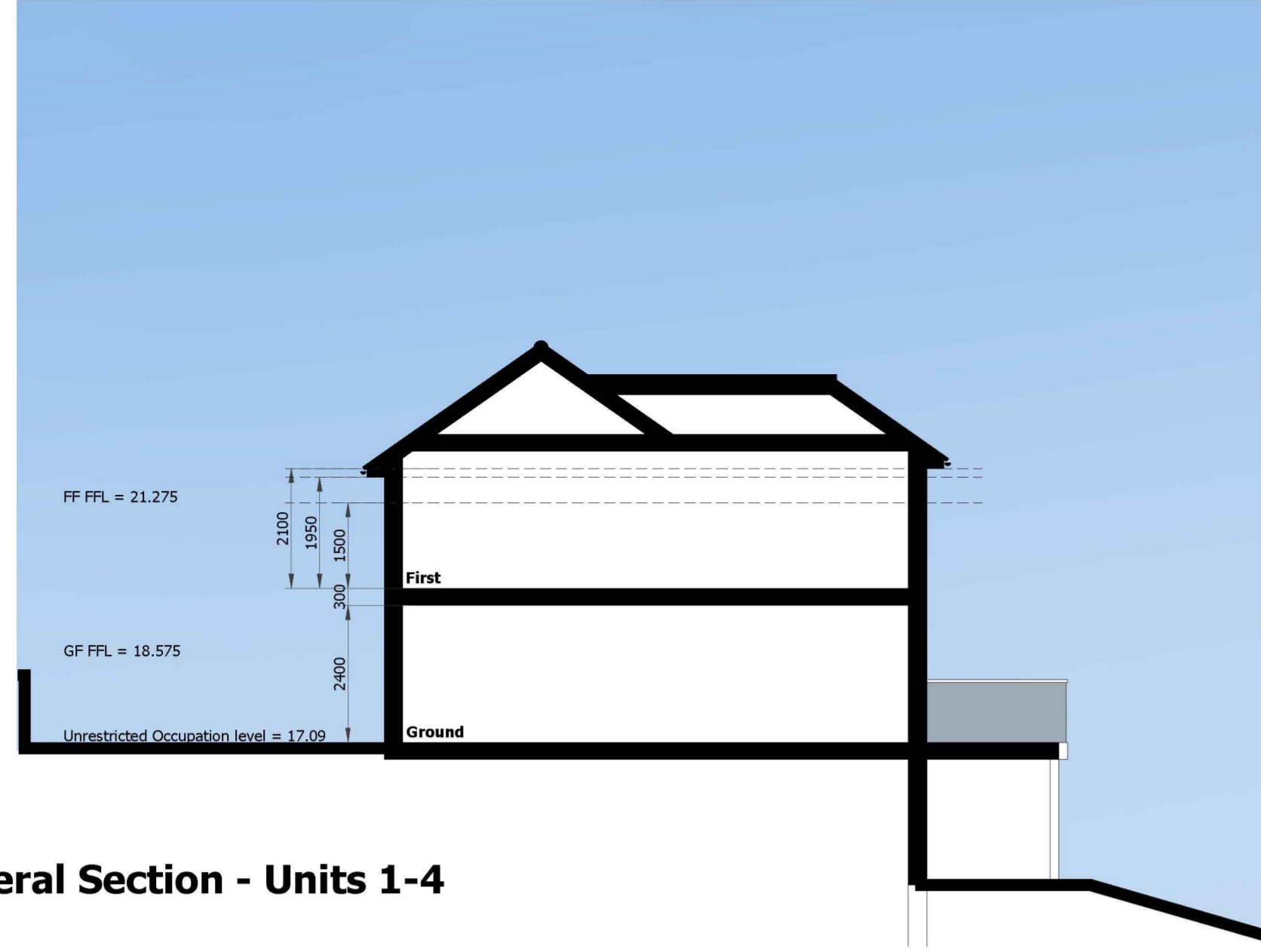
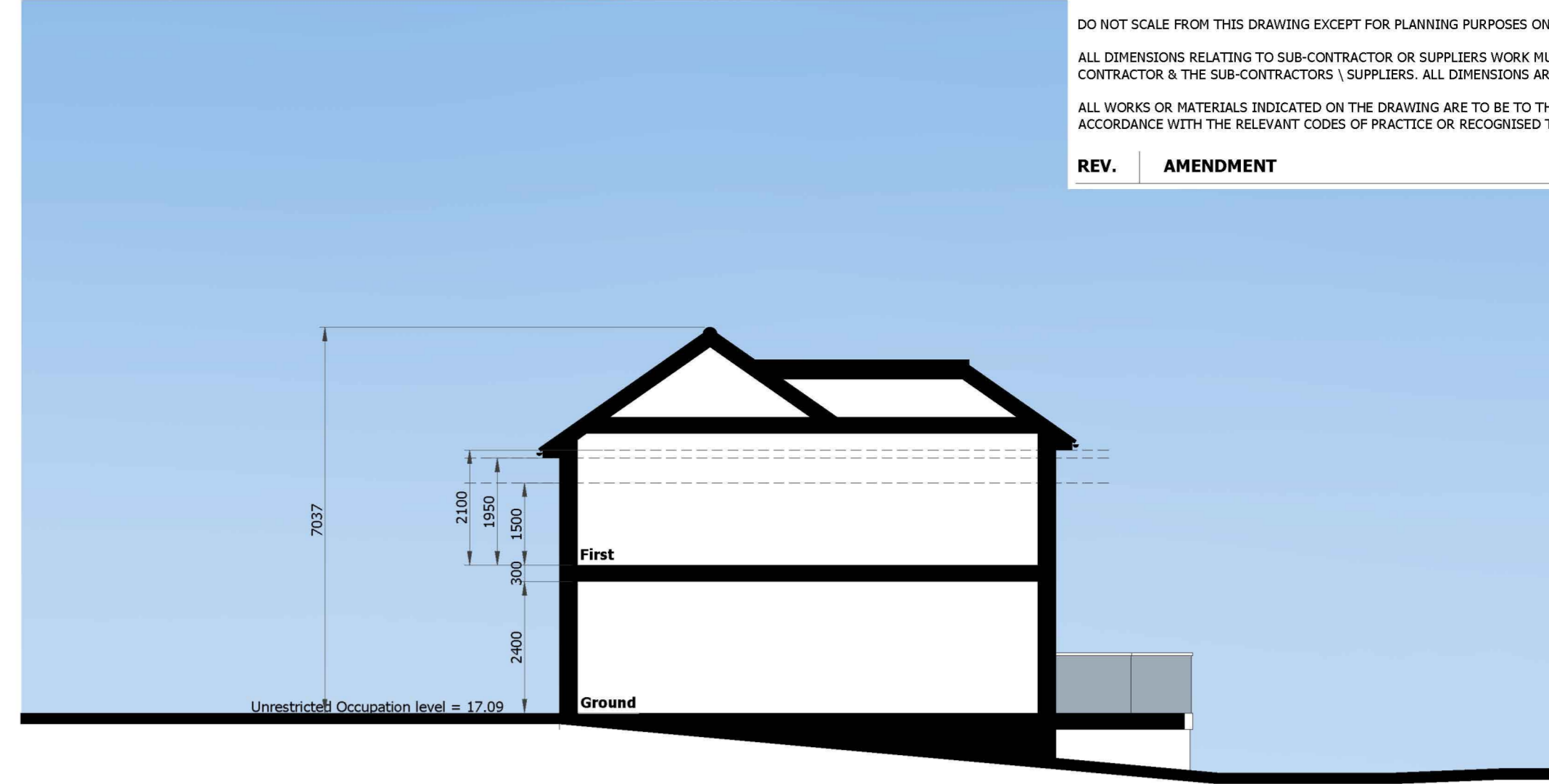


DO NOT SCALE FROM THIS DRAWING EXCEPT FOR PLANNING PURPOSES ONLY.  
 ALL DIMENSIONS RELATING TO SUB-CONTRACTOR OR SUPPLIERS WORK MUST BE CHECKED ON SITE AND AGREED BETWEEN THE GENERAL CONTRACTOR & THE SUB-CONTRACTORS / SUPPLIERS. ALL DIMENSIONS ARE IN MILLIMETERS. IF IN DOUBT ASK.  
 ALL WORKS OR MATERIALS INDICATED ON THE DRAWING ARE TO BE TO THE LATEST BRITISH STANDARDS AND ARE TO BE CARRIED OUT IN ACCORDANCE WITH THE RELEVANT CODES OF PRACTICE OR RECOGNISED TRADE ASSOCIATIONS RECOMMENDATIONS & PUBLICATIONS

REV.	AMENDMENT	BY	DATE



General Section - Units 1-4




General Section - Units 5-7



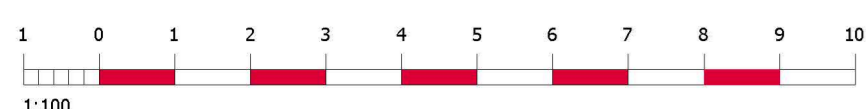
South-East Elevation



North-West Elevation - materials - roof - plain tiles / walls - face brick and stonework / door + windows - painted timber / rw goods - pvc-u



South-West Elevation - Bin + Bike Store - materials - roof plain tiles / walls - timber boarding / rw goods - pvc-u



Project  
 The Watermill,  
 Halfway Bridge, Lodsworth.

Drawing  
 Proposed Site Sections + Elevations - 2

Date  
 october 2023

Drawn by  
 David Seaman

Scales  
 1:100/200 @ A1/A3

Suitability  
 planning

Doc No  
 DLS-068-PL-05-A

Revision



David Seaman - DLS: ARCH  
 Mobile: 07776 304714  
 Email: david.seaman@dlsarch.co.uk