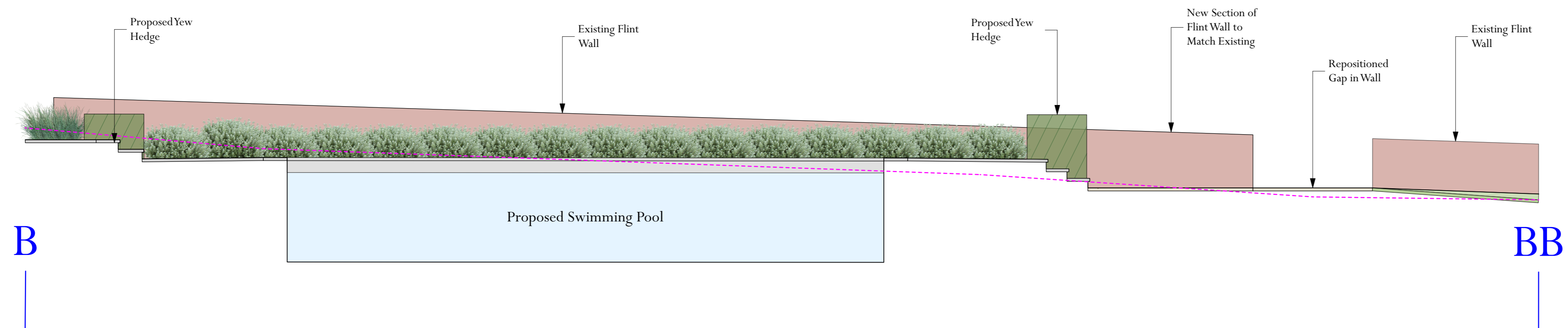
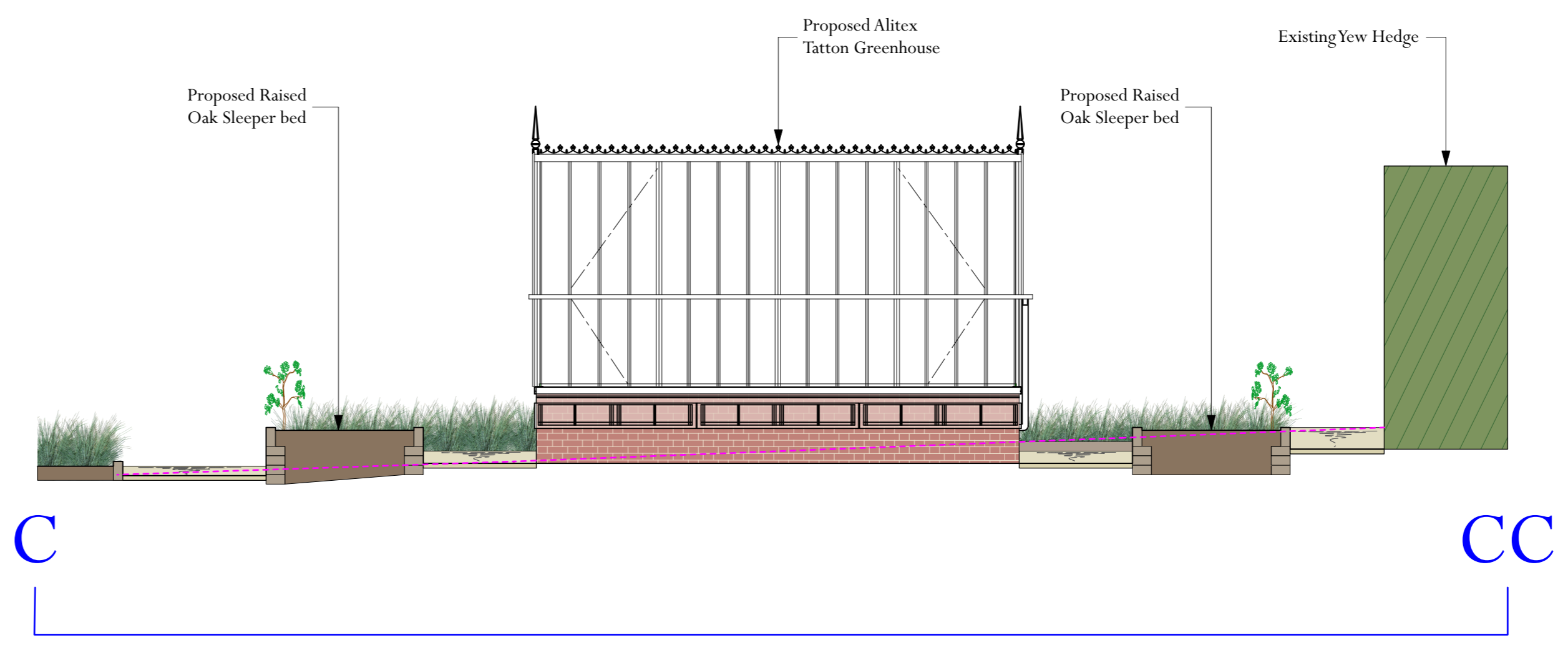


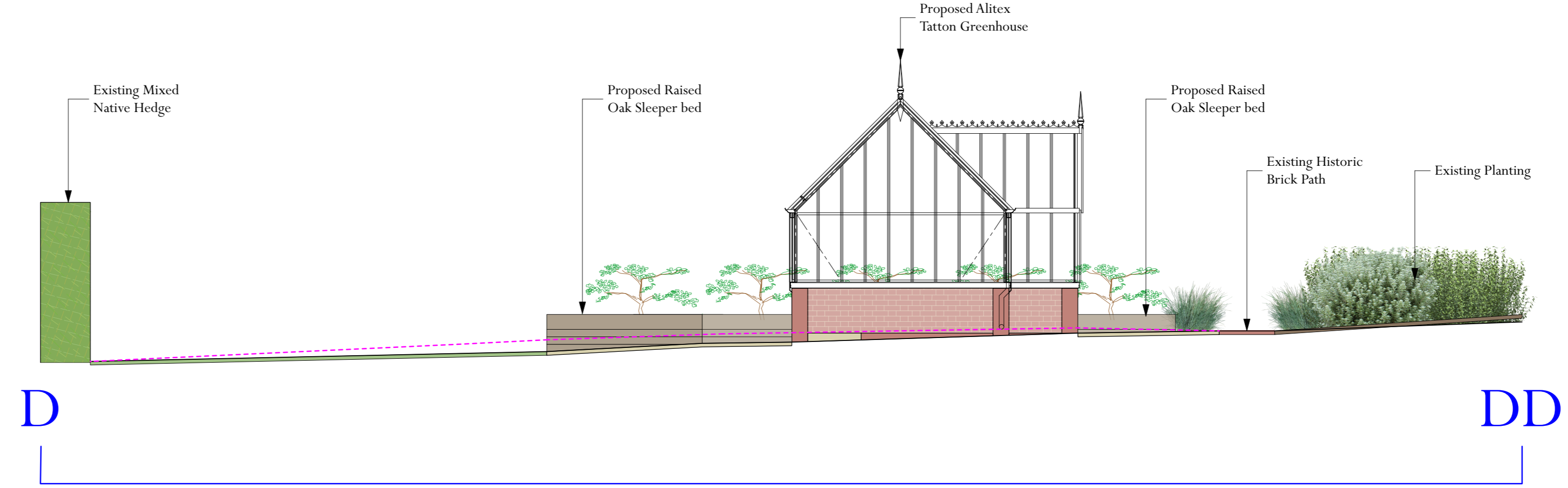
Section A - AA Scale 1:50



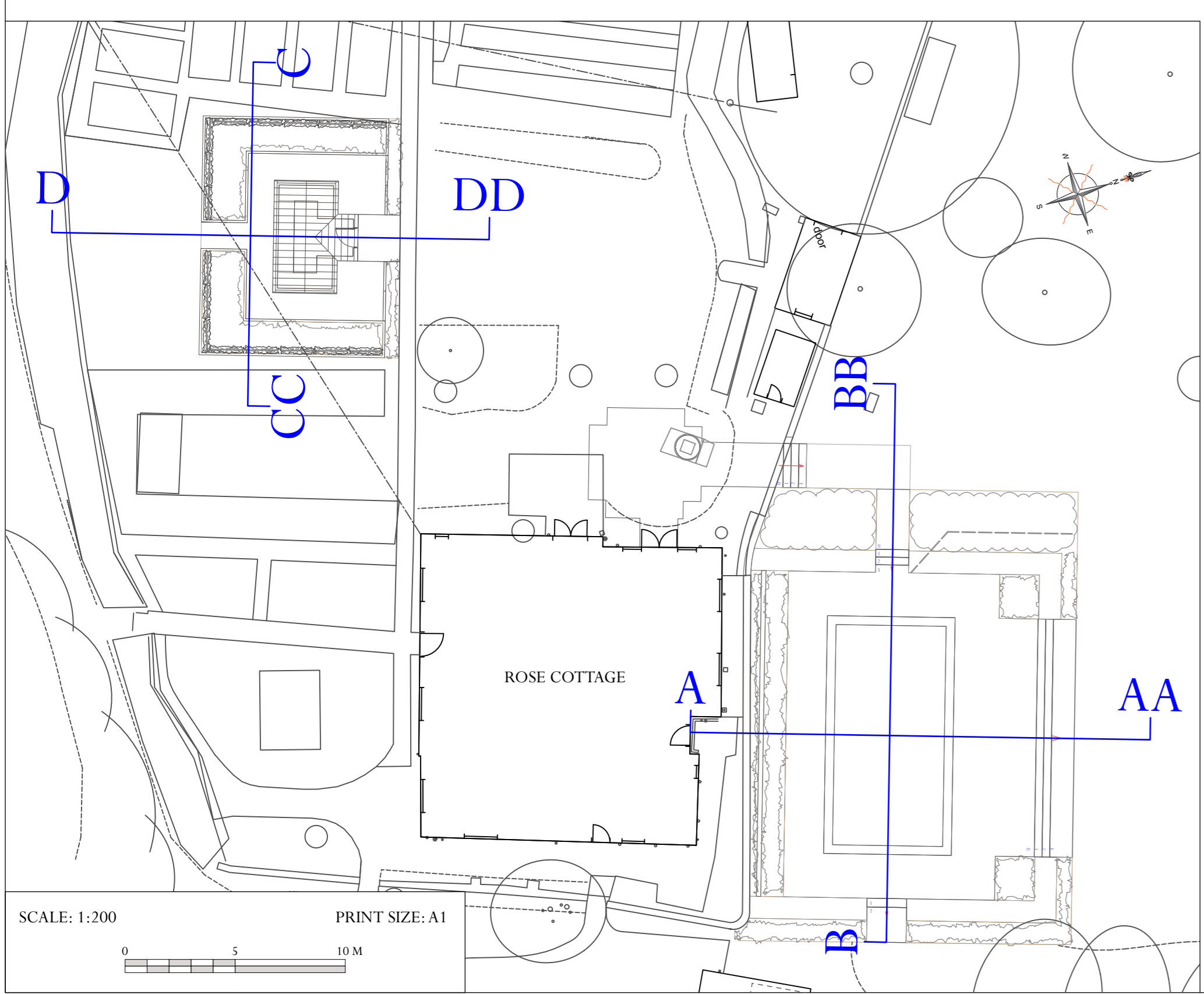
Section B-BB Scale 1:50



Section C-CC Scale 1:50



Section D-DD Scale 1:50



SCALE: 1:200 PRINT SIZE: A1

**GENERAL NOTES:**

It is the client's responsibility to seek and obtain any relevant planning permissions prior to commencement of works on site.

Due to errors in reprographic processes do not scale off this drawing other than for planning application purposes.

Unless stated otherwise, any adjacent buildings and boundaries shown on this plan are indicative only.

All areas shown are approximate and should be verified before forming the basis of a decision.

Concept plans are conceptual only and must not be used for construction purposes.

All works are to be undertaken in accordance with the Building Regulations and the latest British Standards.

All proprietary materials and products are to be used strictly in accordance with the manufacturers recommendations. Samples for ALL materials MUST be provided and approved by Client and Designer before implementation on site.

All MEP work to Engineers requirements and details.

Contractor to check all dimensions prior to any works commencing on site.

Contractor to take full responsibility for the protection of existing structures and surfaces within the contract area.

Any work shown below ground level is indicative only. It is the Contractors responsibility to carry out a thorough inspection of the ground conditions prior to works commencing in order to establish soil and sub-soil structure. Once ground conditions have been verified redesign may be required subject to soil conditions found.

No deviation from this drawing is permitted without prior written consent from Taylor Tripp Landscape Design Ltd. Any omissions or discrepancies found should be reported to the Project Landscape Designer immediately.

The copyright of this drawing remains with Taylor Tripp Landscape Design Ltd. This drawing may not be reproduced in any form without prior written consent from Taylor Tripp Landscape Design Ltd.

**CDM / Health & Safety:**  
It is the Contractor's responsibility to ensure they review all CDM documentation and/or plans provided in relation to Health & Safety matters.

Please note, not all hazards may be identified or provided and information should not be considered as a full and final list. It is the Contractor's responsibility to ensure they comply with normal Health & Safety regulations when undertaking constructional operations both on and off site.

**KEY:**

Existing Ground Level

**CONCEPT**

SCALE: 1:50 PRINT SIZE: A1

REVISIONS (last three revisions only)

Rev.	Date	Description	Initials

ORIGINAL DATE OF ISSUE: February 2024 DRAWN BY: CM

**TAYLOR TRIPP**  
 LANDSCAPE DESIGN  
 Est. 1996  
 5 City Road Winchester Hampshire SO23 8SD  
 T: 01962 859458 info@taylortripp.co.uk  
 www.taylortripp.co.uk  
Registered in England and Wales, Company number 031 042 89, VAT number 641 95 0047

CLIENT:	Mr & Mrs Ford
PROJECT:	Rose Cottage
ADDRESS:	Green Lane, Upper Swanmore, Hampshire SO32 2UQ
PLAN TITLE:	Sections and Elevations Plan
PLAN CODE:	TT.FOR.502
REVISION:	
<small>© Taylor Tripp Landscape Design</small>	