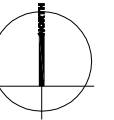



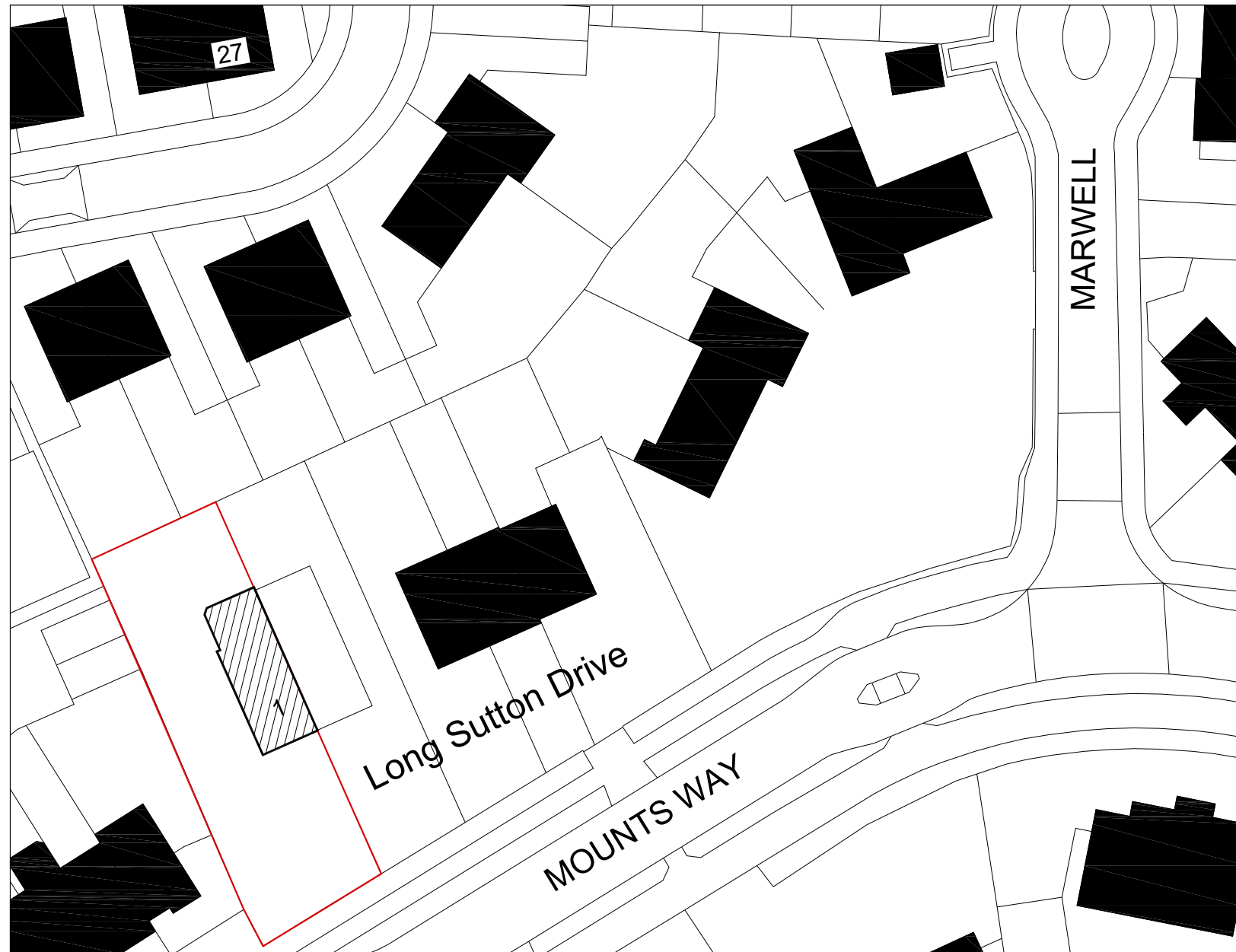


Contractors must verify all dimensions on site before setting out, commencing work, or making any shop drawings.



LEGEND

-  RED LINE DENOTES APPROX. SITE LOCATION
-  EXTENT OF APPLICATION DWELLING
-  1 LONG SUTTON DRIVE APPLICATION PROPERTY



Rev B	PLANNING ISSUE	02.03.24
Rev A	CLIENT ISSUE FOR COMMENT	22.02.24
Rev	Description	Date

Client
Mr Chris Pound

Job title
1 Long Sutton Drive
Fleet
Hampshire
GU51 1EA

Drawing title
Proposed Site Plan

PHILIP ROY ARCHITECTURE
philproyarchitecture.com

Scale	Date	Drawn
1:500 @ A3	02.24	PR

PLANNING ISSUE

INFORMATION ONLY

Drawing No	REV B
0177-P-003	

PSP PROPOSED SITE PLAN
SCALE 1:500

