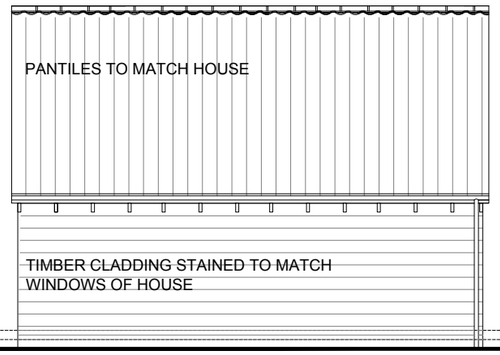

A 009 PROPOSED SIDE ELEVATION
SCALE 1:100

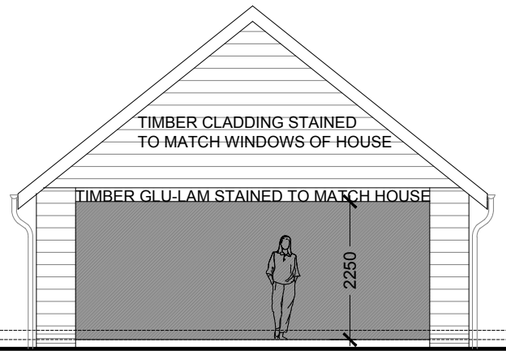

B 009 PROPOSED FRONT ELEVATION
SCALE 1:100

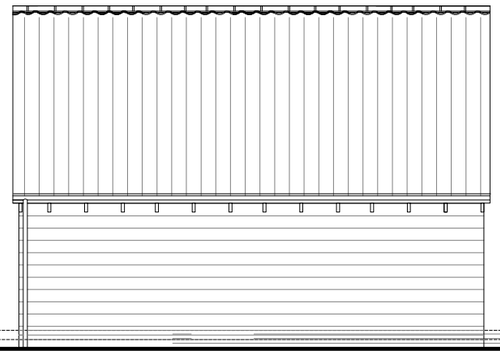

C 009 PROPOSED SIDE ELEVATION
SCALE 1:100

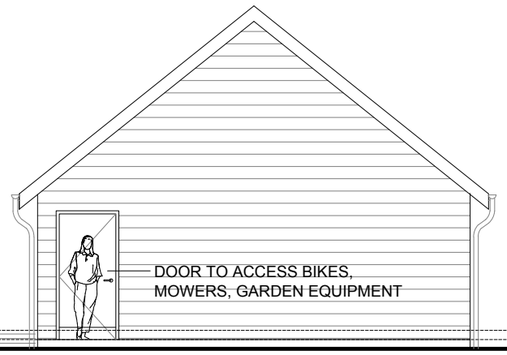

D 009 PROPOSED REAR ELEVATION
SCALE 1:100

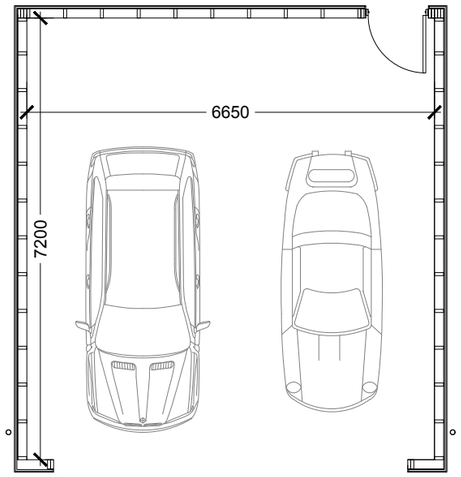

E 009 PROPOSED FLOOR PLAN
SCALE 1:100

F 009 PROPOSED ROOF PLAN
SCALE 1:100

notes

COPYRIGHT: This drawing must not be reissued loaned or copied without the consent of Frith Architects Limited.
All errors, discrepancies should be reported to Frith Architects Limited immediately. All dimensions are to be checked before any site fabrication by the contractor or sub contractors specialist suppliers etc.. Do not scale plans. Use only figured or grid dimensions. Any deviation from this drawing is to be reported to Frith Architects Limited immediately. This drawing has been prepared for the following purposes and does not constitute use for any other purpose... PLANNING

0 1 2 3 5m

no.	date		revision & issue
A01	22.02.24	BJF	Issued to Client

PLANNING

fritharchitects
18 Albert Street, Holt, Norfolk, NR25 6HX.
07989724916 / info@fritharchitects.com

drawing
GARAGE DRAWING

client
Mr & Mrs Hynd

job
Bell Barn, Lime Kiln Road,
West Dereham, Norfolk, PE33 9RT

scale Noted	drawn BJF	date 06.02.2024
paper size A3	checked	CADfile...
job no. 0302	dwg no. 009	rev no. A01

/Users/benjamin/Documents/FRITH ASSOCIATES LTD/PROJECTS - LIVE/0302 Bell Barn, West Dereham/B - CAD drawings/issue sheet and directory/01-Current Drawings/AA-Master/01-Plan/0302 PLANNING V5 SUBMITTED FOR PLANNING.dwg/009/ISO full bleed A3 (297.00 x 420.00 MM)/benjamin/2/22/2024 4:43 pm

Copyright Frith Associates Ltd