

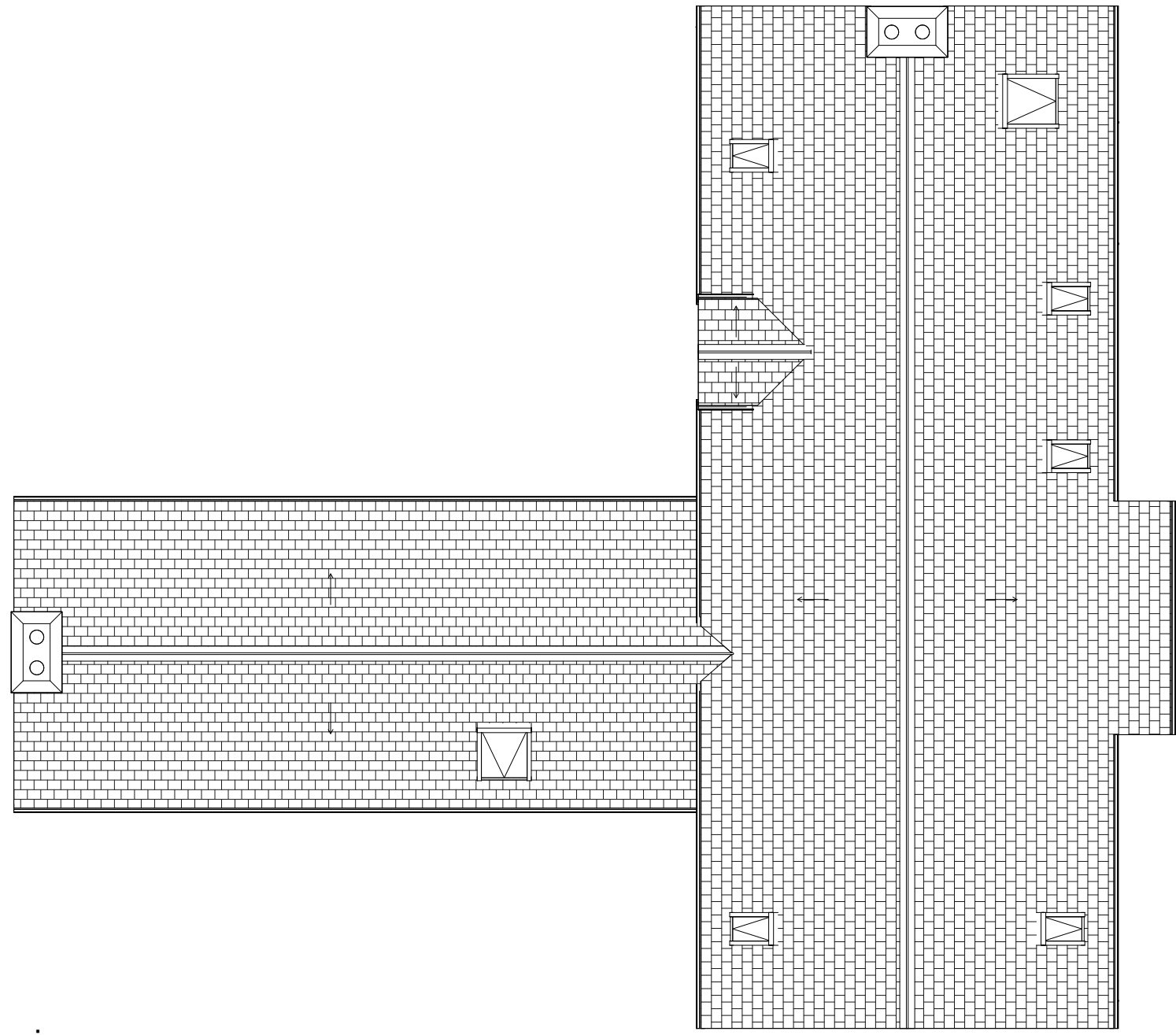
NOTES: 1. Do not scale off this drawing unless a scale bar is provided. 2. Any ambiguities, omissions and errors on this drawing should be notified immediately to the Architect before the commencement of works on site. 3. Dimensions are in millimetres unless otherwise stated. 4. Dimensions, unless otherwise indicated, are to the face of unfinished block walls or to the finished plaster face of stud partitions. 5. Dimensions are to be checked on site. Discrepancies are to be notified immediately to the Architect before the commencement of works on site. 6. All levels are in meters unless otherwise stated. 7. This drawing is to be read in conjunction with all other relevant drawings and specifications for this project. 8. A triangle with an exclamation mark (!) denotes a significant hazard or difficult to manage procedure. Please refer to Designer Hazard Register for further information regarding mitigation of hazards.

GENERAL NOTES

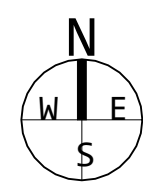
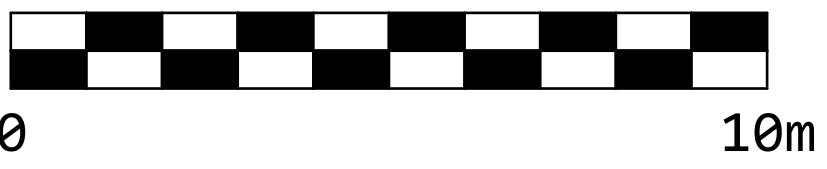
- Do not scale off this drawing unless a scale bar is provided
- Any ambiguities, omissions and errors on this drawing should be notified immediately to the Architect before the commencement of works on site
- Dimensions are in millimetres unless otherwise stated
- Dimensions, unless otherwise indicated, are to the face of unfinished block walls or to the finished plaster face of stud partitions
- Dimensions are to be checked on site. Discrepancies are to be notified immediately to the Architect before the commencement of works on site
- All levels are in meters unless otherwise stated
- This drawing is to be read in conjunction with all other relevant drawings and specifications for this project
- A triangle with an exclamation mark (!) denotes a significant hazard or difficult to manage procedure. Please refer to Designer Hazard Register for further information regarding mitigation of hazards.

REVISION NOTES

Rev	Date	Description	Issuer	Checker
A	2017-05-04	PLANNING ISSUE 2	DJC	DRF
B	2017-08-10	PLANNING ISSUE 2 revised in accordance with planner's comment	FK	DRF
C	2024-02-01	Scale confirmed	JC	DRF



1 Plot 1- R1 - Roof Plan - Planning
1 : 100



FRANKLIN ELLIS ARCHITECTS
 Architects / Landscape / Interiors / Graphics / Project Management
 The Old Pumpshouse
 5 The Ropewalk, Nottingham, NG1 5DU
 T 0115 941 8475
 E enquiry@franklinellis.co.uk
 W www.franklinellis.co.uk

PARTNER/ASSOCIATE PROJECT ARCHITECT
 Jon Crabb Luke Turner

PROJECT NAME
Kirby Muxloe
 CLIENT / USER NAME
Client Name

SHEET NAME
Plot 1 - Roof Plan - Planning

FULL DOCUMENT REFERENCE
 Identification / Location Sheet Number
 Project Originator Code & Vol# Level Type Dis Number
 Code Proj Number Zone Location
MUX - FEA2566 - BU - R01 - PL - A - 1512

REVISION DATE REVISION
2024-02-01 C
 STATUS CODE STATUS
PL PLANNING
 SHEET SCALE
A3L 1 : 100

Autodesk Docs://2566-the House Kirby/MUX-FA2566-XX-XXX-M3-A-05000_SiteMaster.rvt