




THIS DRAWING IS COPYRIGHT DIMENSIONS ARE NOT TO BE SCALED FROM THIS DRAWING  
ELECTRONIC DATA IS NOT TO BE AMENDED / DELETED WITHOUT IMA ARCHITECTS PERMISSION  
ALL FIXINGS TO BE DESIGNED BY APPROPRIATE SPECIALIST SUB-CONTRACTOR  
DETAIL DRAWINGS AT LARGER SCALE TAKE PRECEDENCE OVER GENERAL ARRANGEMENT DRAWINGS

Rev	Date	By	Description
P01			
P02	28/05/2023	JD	Car parking spaces rotated to suit comments
P03	01/02/2024	JD	Updated to suit amended building layout



**LEGEND:**

-  Hatch denotes proposed concrete service yard
-  Hatch denotes proposed tarmacadam footpaths
-  Existing public highway



**ima ARCHITECTS**  
6 Rose Way  
Blaby Business Park  
Lutterworth Road  
Blaby  
Leicester  
LE8 4BY  
0116 2781200  
www.ima-architects.co.uk

Project	Magicfit Proposed Warehouse Countesthorpe
IMA Project No.	223018
Drawing No.	223018-IMA-ST-00-DR-A-050103
Revision	P03
Status	Planning
Drawing Title	External Finishes Plan
Date	26/05/2023
Scale	As indicated
Sheet Size	A1
Drawn By	JD
Checked By	BH

**1 External Finishes Plan**  
1 : 250