

Planting Schedule

Native Shrub Mix (0.5/m²)

Nr	Code	Plant Name	Root	Height	%
135	Cav	Corylus avellana	BR	80-100cm	30%
90	Cmo	Crataegus monogyna	BR	80-100cm	20%
45	Ia	Ilex aquifolium	BR	80-100cm	10%
90	Ps	Prunus spinosa	BR	80-100cm	20%
45	Sc	Salix caprea	BR	80-100cm	10%
45	Vo	Viburnum opulus	BR	80-100cm	10%

Total -450 -

Native Woodland Mix (0.25/m²)

Nr	Code	Plant Name	Root	Height	%
47	Ac	Acer campestre	Whip :BR	60-80cm	20%
24	Agl	Alnus glutinosa	Whip :BR	60-80cm	10%
47	Bp	Betula pendula	Whip :BR	60-80cm	20%
24	Cav	Corylus avellana		60-80cm	10%
24	Cm	Crataegus monogyna	Whip :BR	60-80cm	10%
12	Pa	Prunus avium	Whip :BR	60-80cm	5%
12	Pp	Prunus padus	Whip :BR	60-80cm	5%
24	Qr	Quercus robur	Whip :BR	60-80cm	10%
24	Sau	Sorbus aucuparia	Whip :BR	60-80cm	10%

Total -238 -

Native Shrub Mix (0.5/m²)
 69 No.Cav
 46 No.Cmo
 23 No.Ia
 46 No.Ps
 23 No.Sc
 23 No.Vo

5m wide buffer planting

Native Shrub Mix (0.5/m²)
 66 No.Cav
 44 No.Cmo
 22 No.Ia
 44 No.Ps
 22 No.Sc
 22 No.Vo

5m wide buffer planting

10m wide buffer planting

Native Woodland Mix (0.25/m²)
 47 No.Ac
 24 No.Agl
 47 No.Bp
 24 No.Cav
 24 No.Cm
 12 No.Pa
 12 No.Pp
 24 No.Qr
 24 No.Sau

Planting Notes

Topsoil shall be a minimum of 400mm depth over planting beds and graded to fall. Imported topsoil must be BS3882:2015 compliant and existing topsoil must be cultivated in accordance with BS3882: 2015. No cultivation should take place in wet/ waterlogged conditions.

Herbicide and cultivation: Topsoil to be treated with two applications of herbicide prior to planting, where necessary, strictly in accordance with the Control of Pesticides Regulations 1986 (as amended 1997, or, otherwise, updated/superseded legislation) and following manufacturer's instructions by qualified staff. The topsoil shall then be cultivated to 150mm depth.

Planting: All planting must be in accordance with BS3936 1992: Nursery Stock and BS 8545 2014 Trees from Nursery to Independence

Native Woodland / Shrub areas: Soil depth shall consist of 300mm topsoil and 600mm subsoil (in accordance with BS3882: 2015).

Container grown shrubs, transplants and whips: Shrubs and transplants shall be planted in pits 300x300x400mm depth), and the backfill shall include 3 litres of peat-free tree and shrub compost. Where two or more shrub species are indicated within a single bed each species shall be randomly mixed throughout the bed in groups of 3/5.

Herbicide: Spot treat with herbicide throughout the maintenance period in accordance with the manufacturer's instructions.

Mulch: Planting beds to receive 75mm depth pulverized ornamental bark mulch. Native woodland / shrub / hedgerow plants to be planted with Greenfix Mulch Mat - Type 11. Mulch Mats are 100% biodegradable with an approximate three year lifespan. Mulch Spats are ready-cut for individual plant production with a centre hole for plant protection. Mats pinned to soil.


Plant position: Final position of trees and shrubs subject to confirmation of service location and approval of statutory undertakers.

Protection to planting: Native hedgerow plants, trees and shrubs within mixes to be protected by Green-tech Bio-Earth Tree Shelter. The Bio-Earth Tree Shelter is made from a special water-proof FSC-approved cardboard which is 100% biodegradable, recyclable, and compostable. Lifespan is typically 3 years. Once the tree / shrub has established enough to no longer need it, the Bio-Earth Tree Shelter can be left to safely biodegrade.

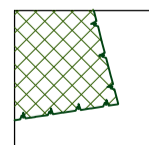
Grass: All turf/seeded areas to be cultivated and levelled as required removing any stones, rubble, subsoil, general construction waste.

Planting Season: Bare-root shrubs to be planted between mid-November and mid-March dependant upon the planting season.

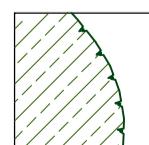
LEGEND



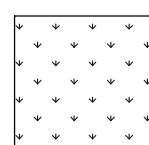
Site boundary



Proposed Native Woodland Mix



Proposed Native Shrub Mix



Proposed Emorsgate EM2 - General Purpose Meadow mix sown @ 4g/m².
www.wildseed.co.uk

This drawing is the copyright of Rosetta Landscape Design and cannot be reproduced in any form without the express consent of the company. Written and scaled dimensions to be checked on site, any discrepancies reported prior to work commencing. **If in doubt please ask.**

This drawing has been prepared for the purpose of planning approval.

Rev B: Revised to show Roof A details - 04Mar24 (BP)

Rev A: Revised to client comments - 18Jan24 (BP)

Base: Site Plan '2-site plan' received 08Jan24

PROJECT Market Weighton Road, Market Weighton

TITLE Detailed Landscape Proposals

CLIENT Mr and Mrs Metcalfe

DATE 15 Jan 24 SCALE 1 : 500 SHEET A2

DRAWN BP DRAWING NO 4044/1

CHECKED BP REVISION B



Landscape Architects

Swallow's Nest, Main Street
 Askham Richard, York, YO23 3PT

Telephone +44 (0)1904 500410

Email design@rosettalandscape.co.uk
 Web www.rosettalandscape.co.uk