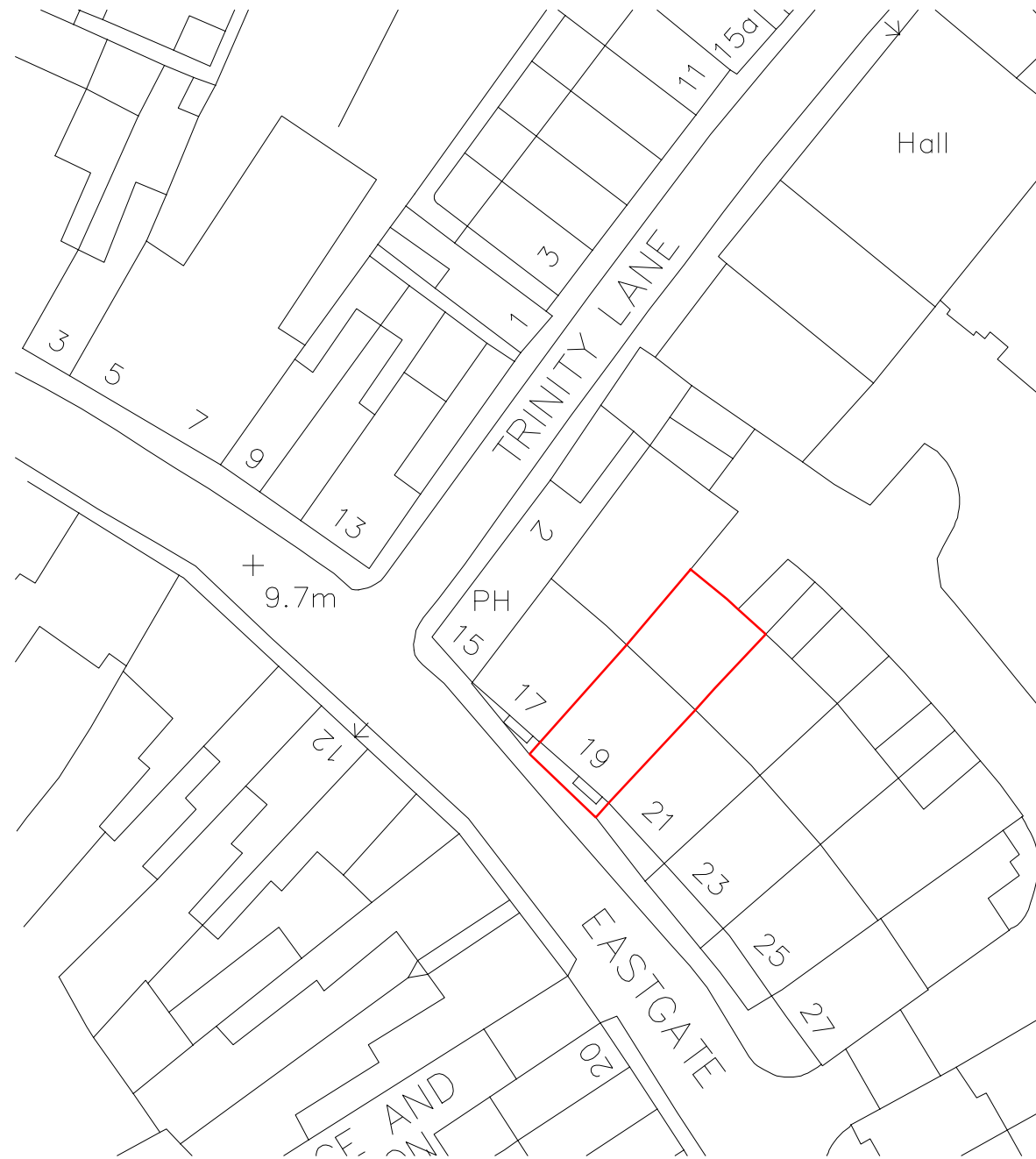
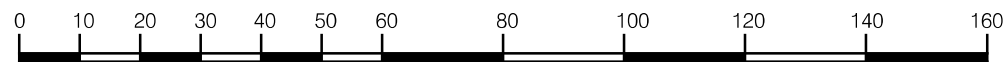





Location Plan
Scale - 1:1250

SCALE OF METRES - 1:1250



Block Plan
Scale - 1:500

SCALE OF METRES - 1:500



Notes

All dimensions must be checked on site and not scaled from this drawing, any discrepancies to be reported

The Contractor shall make a survey of the site and shall be responsible for obtaining all dimensions and levels necessary for the proper construction of works as indicated.

Please note that this drawing is COPYRIGHT and shall not be used or copied for purposes unauthorised by Innovation Architecture Ltd.

Ordnance Survey - 100059706

Client

PERRY

Job Title

PROPOSED REPLACEMENT
 WINDOWS
 19 Eastgate, Beverly, HU17 0DR

Drawing Title

LOCATION & BLOCK
 PLANS

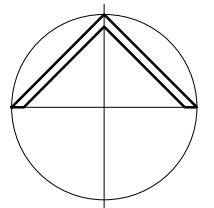
Innovation
 architecture



Innovation Architecture Ltd
 110 Beverley Road, Hessle, East Yorkshire, HU13 9BU

t: 01482 650215
 e: info@ia1.co.uk
 w: www.ia1.co.uk

Revisions	Date	Description	DR	CH



Status

PLANNING

Scale	A3 - 1:1250 1:500	Date	15/02/24
-------	----------------------	------	----------

Drawn By	EM	Checked	Approved
----------	----	---------	----------

Drawing No.	873/LP-001	Rev	
-------------	------------	-----	--