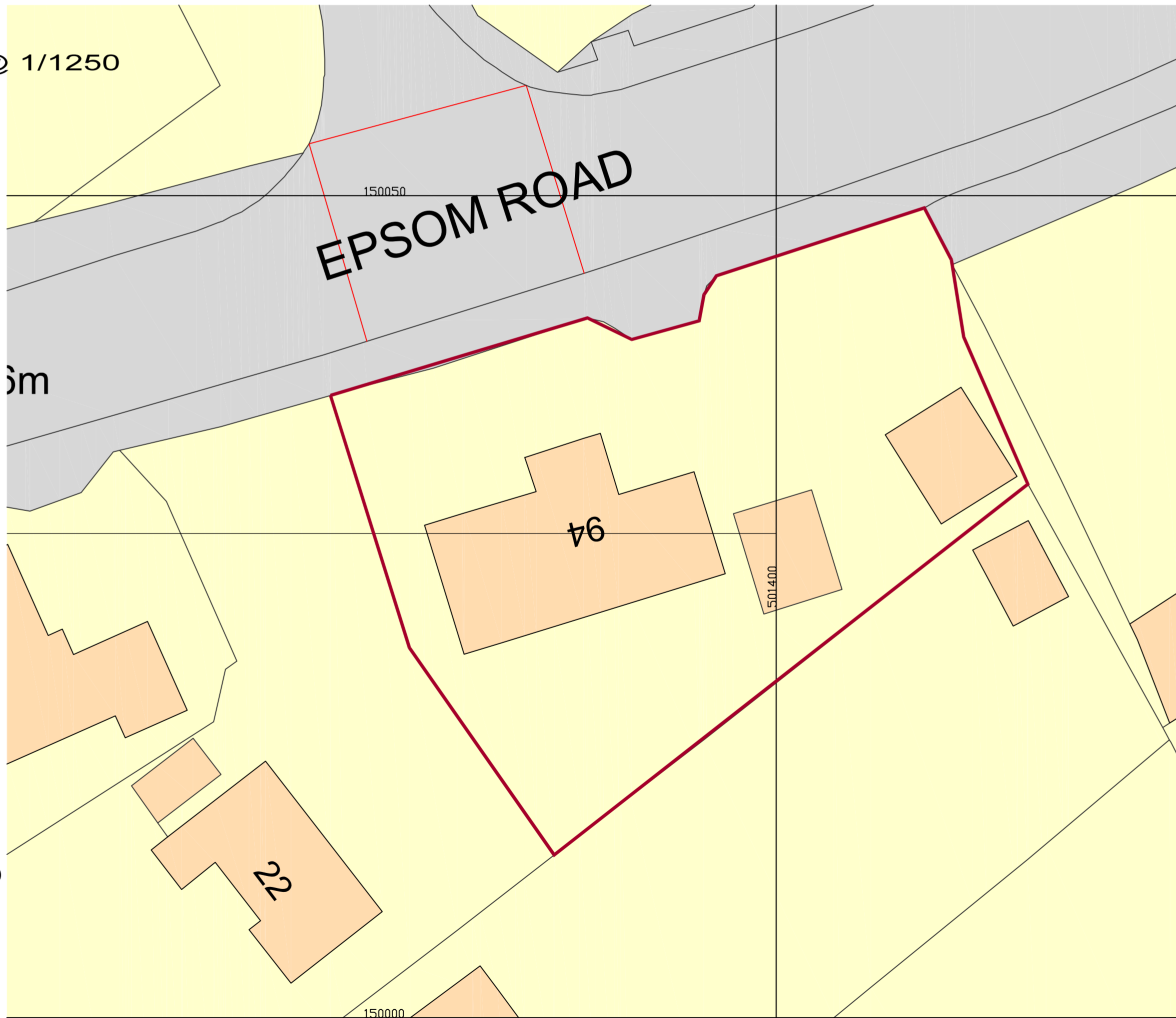


Ordnance Survey, (c) Crown Copyright 2024. All rights reserved. Licence number 100022432

Location Plan @ 1/1250



Site Plan @ 1/200

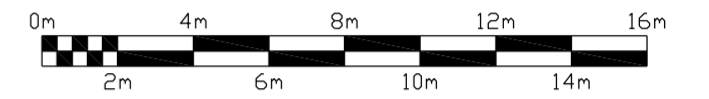
NOTES

ALL DIMENSIONS TO BE CHECKED ON SITE PRIOR TO THE COMMENCEMENT OF CONSTRUCTION and ANY DISCREPANCY REPORTED TO THE DESIGNER and ENGINEER

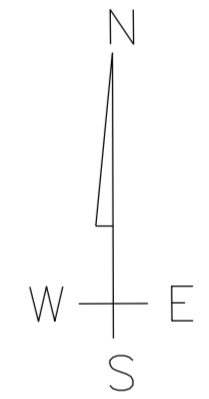
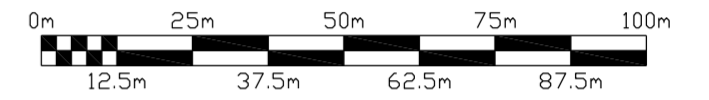
THIS DRAWING MAY NOT BE REPRODUCED IN ANY PART or FORM WITHOUT THE WRITTEN CONSENT

THIS DRAWING IS TO BE READ IN CONJUNCTION WITH THE DESIGNER and OTHER ENGINEERS DRAWINGS TOGETHER WITH THE SPECIFICATION

Scale bar (1:200)



Scale bar (1:1250)



REV	DATE	REVISION DETAILS	BY
-----	------	------------------	----

CLIENT	<b>Mr &amp; Mrs Dosanjh</b>
--------	-----------------------------

JOB TITLE	<b>94 Epsom Road Guildford</b>
-----------	------------------------------------

DRAWING TITLE	<b>Location &amp; Site Plan</b>
---------------	-------------------------------------

SCALE 1:200 @ A2 1:1250 @ A2	DRAWN BY <b>MF</b>	CHECKED BY -
------------------------------------	-----------------------	-----------------

NUMBER <b>1062/1</b>	REVISION -	DATE <b>Apr 23</b>
-------------------------	---------------	-----------------------