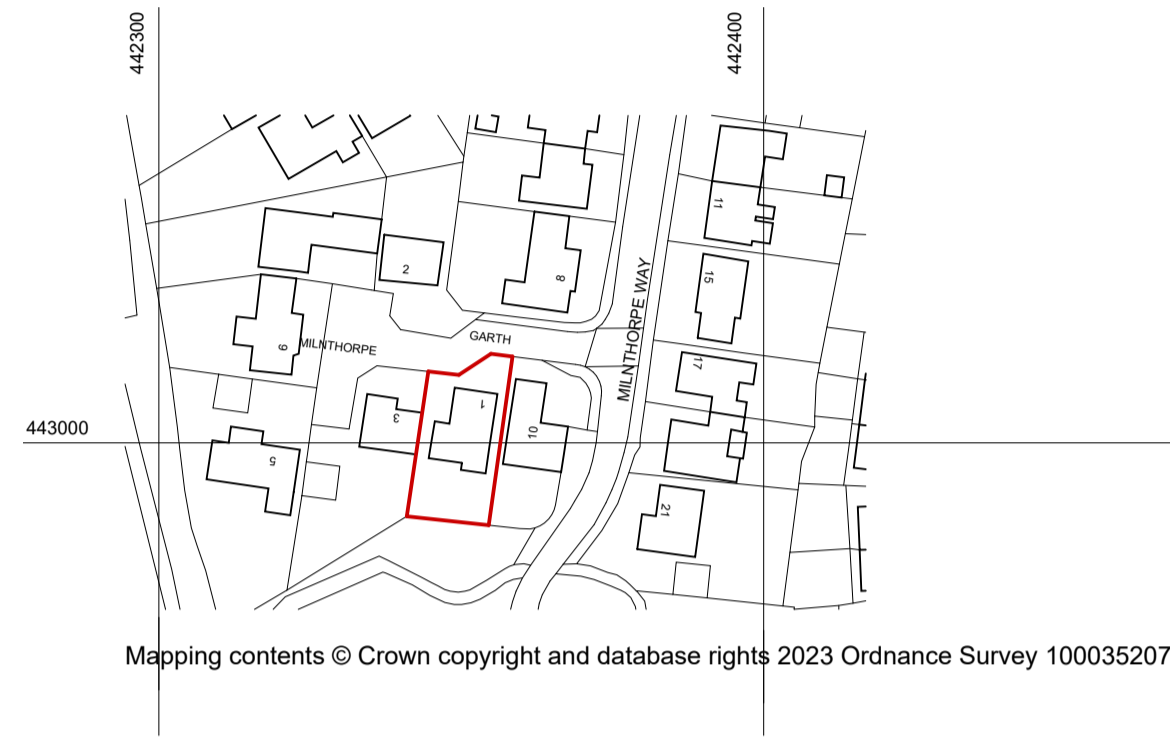
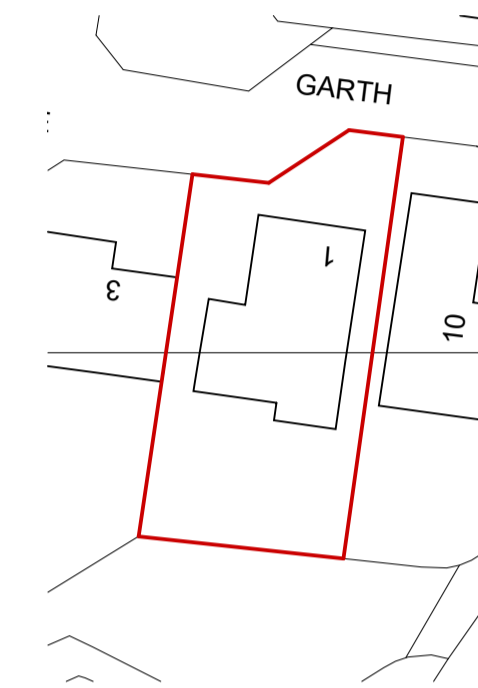


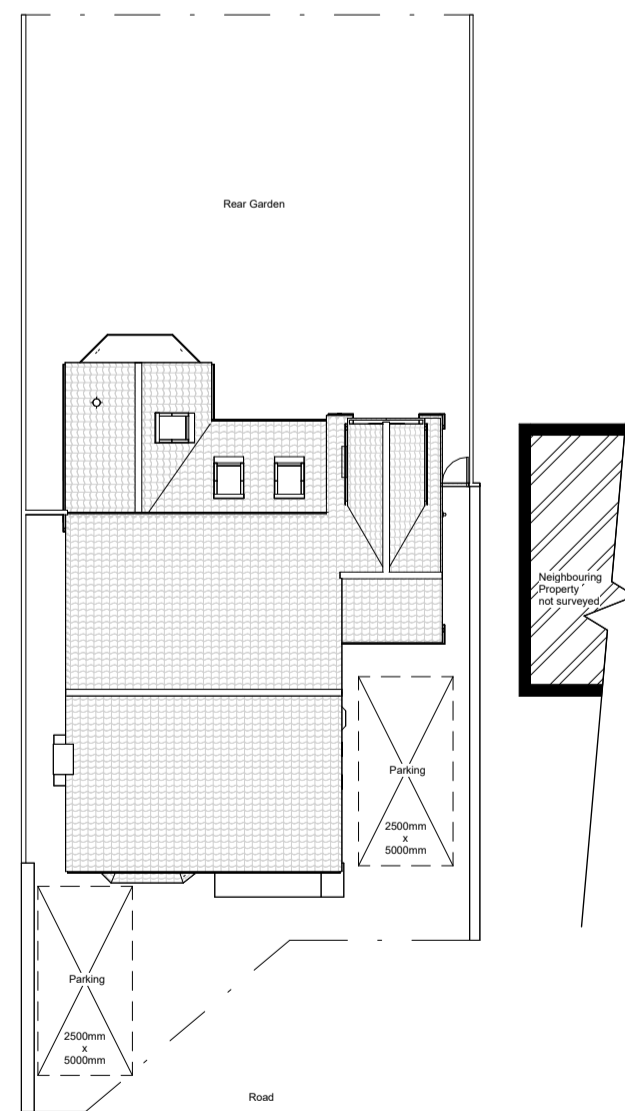
- Notes:-
- Do not scale this drawing. Only figured dimensions are to be taken off this drawing.
 - All dimensions are to be verified on-site and TA must be informed of any discrepancies.
 - This drawing is copyright and for use on the project only.
 - This drawing is to be used solely for the information titled. For other information refer to the specification, cross referenced drawings and the Health and Safety plan.
 - Construction staff and operatives must ensure the principal contractor has provided thorough and accurate information on all Health and Safety aspects relating to the designs identified on this drawing including the review of:- Designers/contractors risk assessments, method statements, permit to work and preconstruction information.



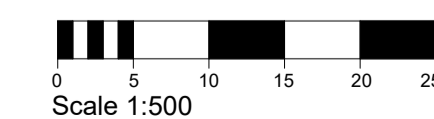

Location plan as existing & proposed
1 : 1250



Block plan as existing & proposed
1 : 500



Site plan as existing & proposed
1 : 200



First Issue 01/02/24

THOMPSON ARCHITECTURE

32A Yorkersgate, Malton, YO17 7AB Tel: 01653 917900

PROJECT
**1 Milnthorpe Garth
Bramham
LS23 6TH**

DRAWING
**Location, block and site plan as
existing & proposed**

DRAWN BY Hannah	CHECKED BY Alex	SCALE @ A1 As indicated
---------------------------	---------------------------	-----------------------------------

PROJECT NO. 2343	DRAWING NO. LP1	REVISION #
----------------------------	---------------------------	----------------------

CIAT
REGISTERED PRACTICE